

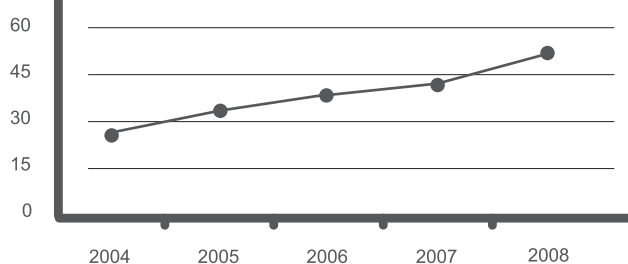


handling your  
every need!

QUOTA DE MERCADO DE VOOS

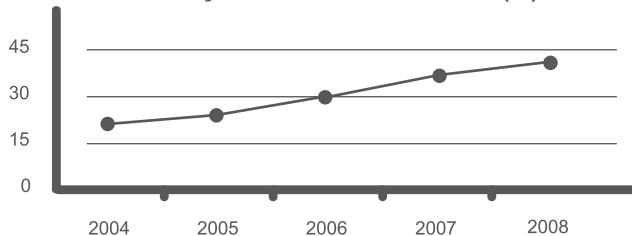
2004 / 2008

Evolução da Q.M de Voos (%)\*



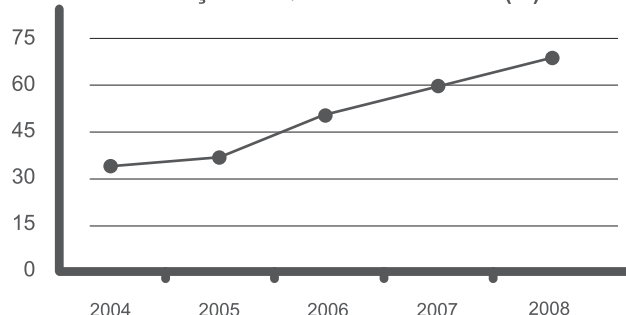
\*Mercado Livre (não inclui TAP/PGA)

Evolução da Q.M de Voos - LIS (%)\*



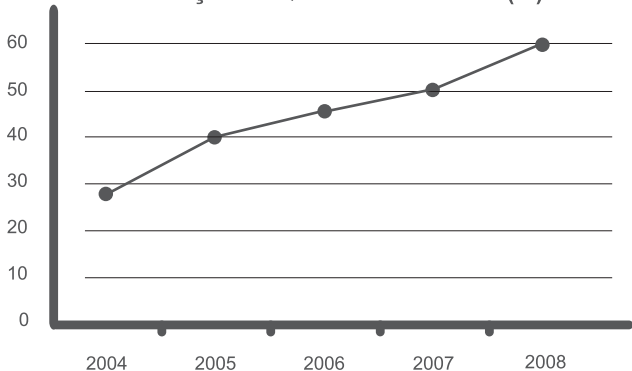
\*Mercado Livre (não inclui TAP/PGA)

Evolução da Q.M de Voos - OPO (%)\*



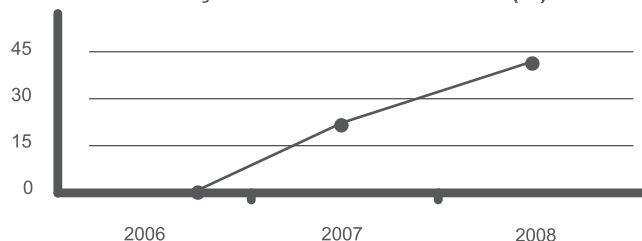
\*Mercado Livre (não inclui TAP/PGA)

Evolução da Q.M de Voos - FAO (%)\*



\*Mercado Livre (não inclui TAP/PGA)

Evolução da Q.M de Voos - FNC (%)\*



\*Mercado Livre (não inclui TAP/PGA)

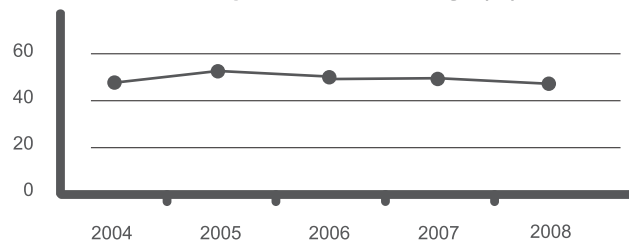


handling your every need!

QUOTA DE MERCADO DE CARGA

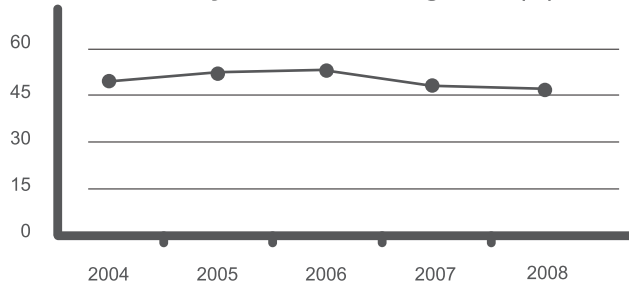
2004 / 2008

Evolução da Q.M de Carga (%)\*



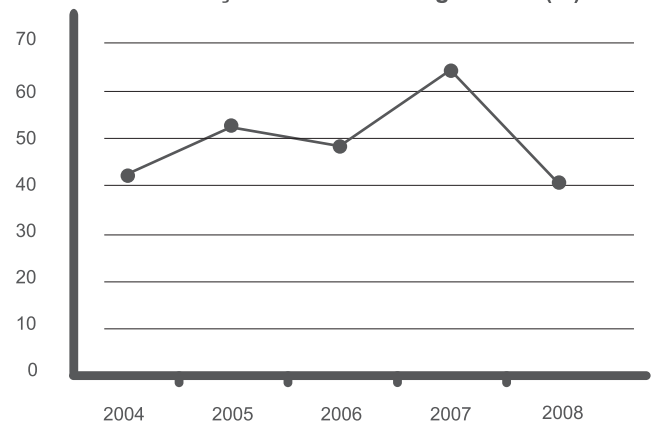
\*Mercado Total

Evolução da Q.M de Carga - LIS (%)\*



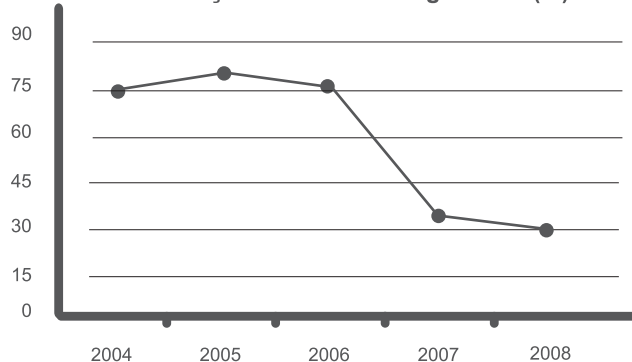
\*Mercado Total

Evolução da Q.M de Carga - OPO (%)\*



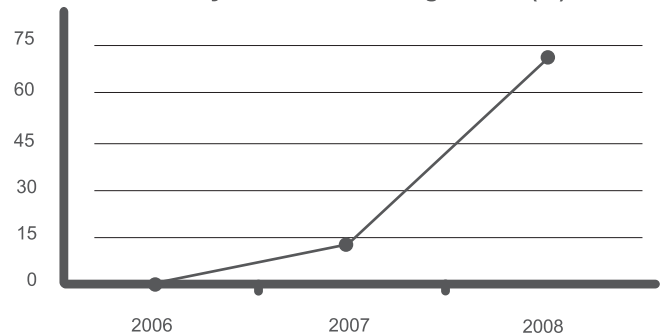
\*Mercado Total

Evolução da Q.M de Carga - FAO (%)\*



\*Mercado Total

Evolução da Q.M de Carga - FNC (%)\*



\*Mercado Total