



Open Source
Observatory



4

MAY
2023

The economic impact of Open Source policies in the public sector

interoperable
europe

1

Economic impact of Open Source Software

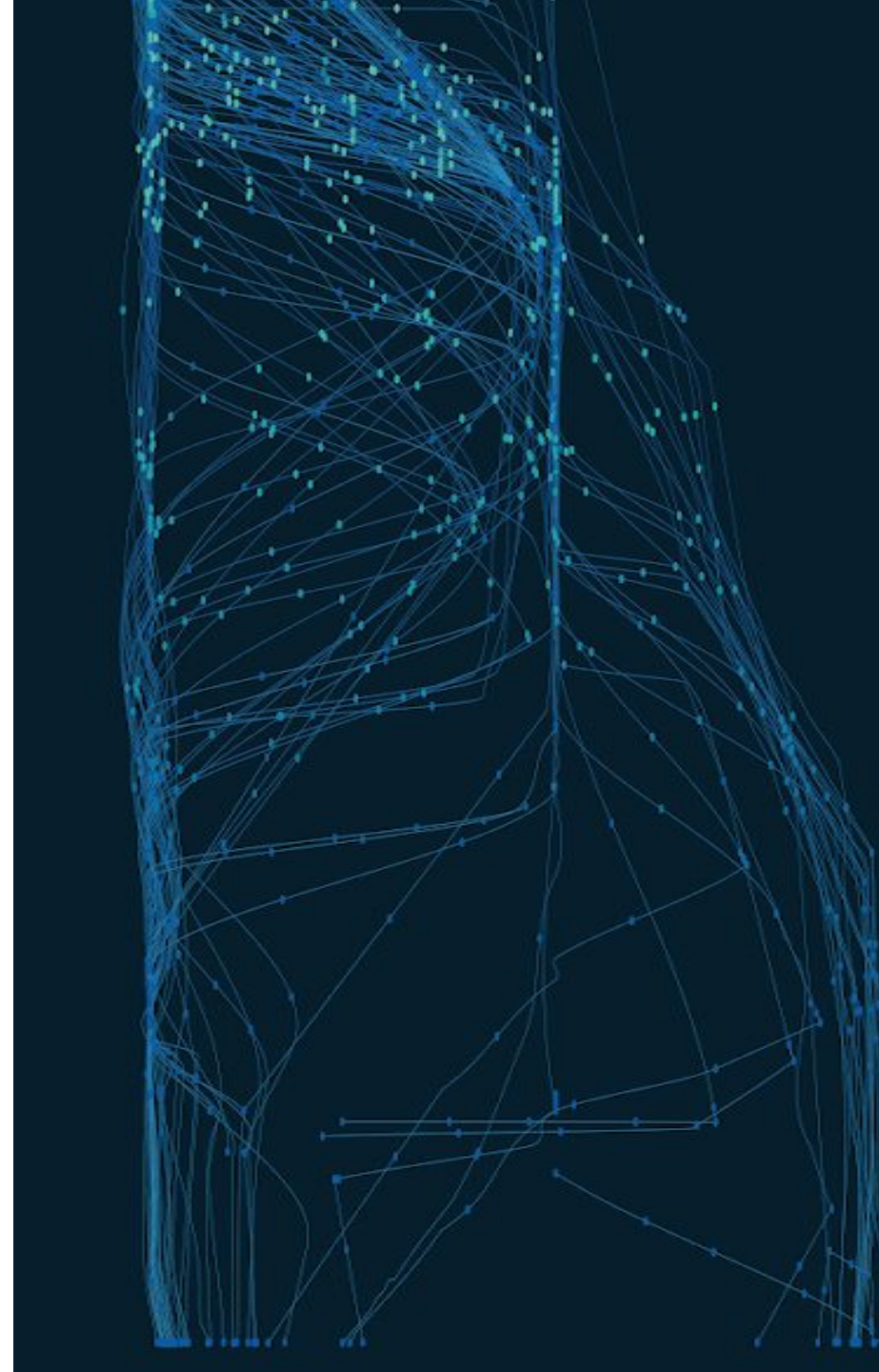
The study from 2021 found an immense impact of Open Source Software on the European economy - a contribution of up to €95 billion to the EU's GDP. What is the public sector's role?



2

European Open Source policy landscape

There are both national and regional policies supporting Open Source in the public sector in the EU. What is their effectiveness?

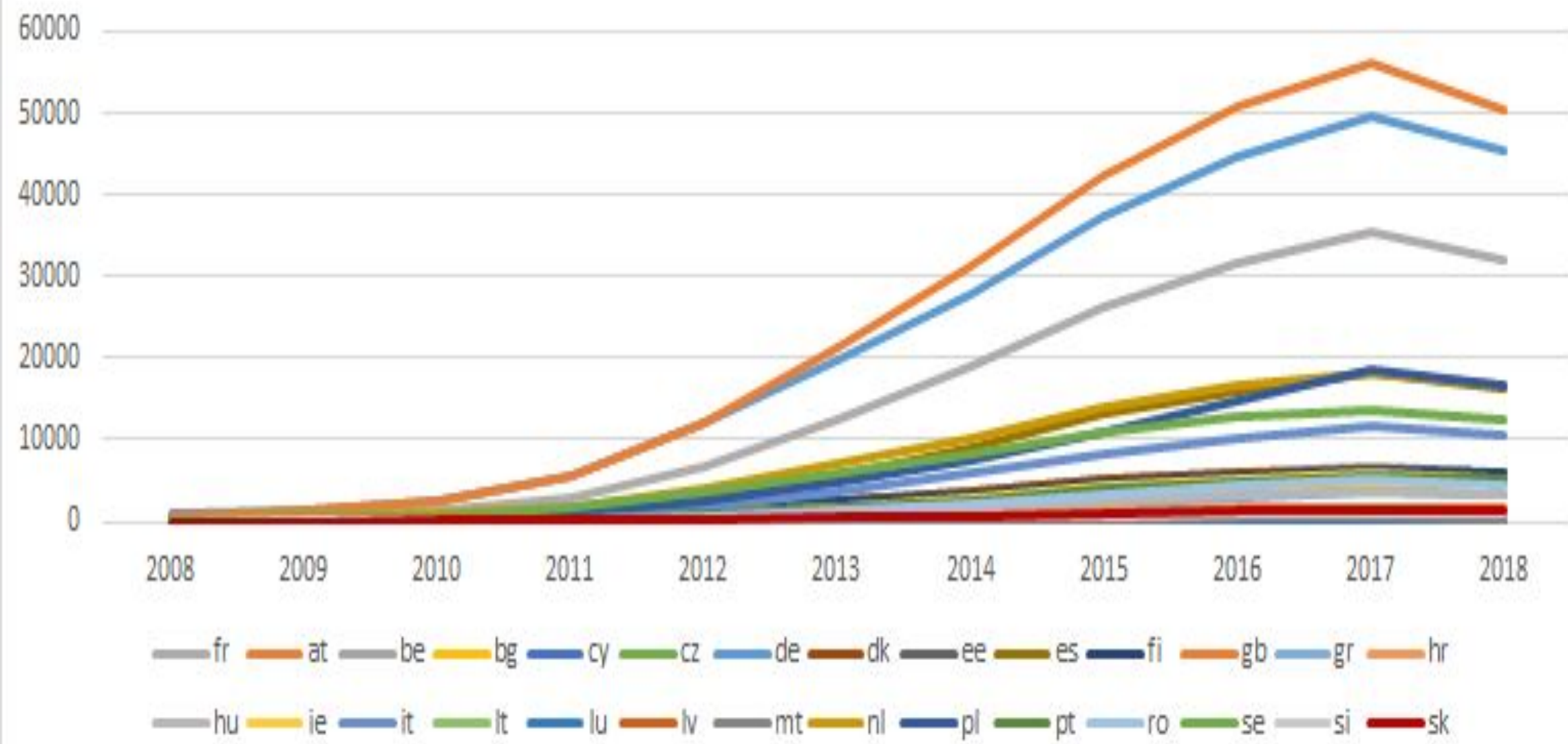


Economic impact of Open Source Software


Data sources: Github
contributions, OECD, Eurostat,
Worldbank, Crunchbase...
All numbers 2018.



Contributors by EU Member States



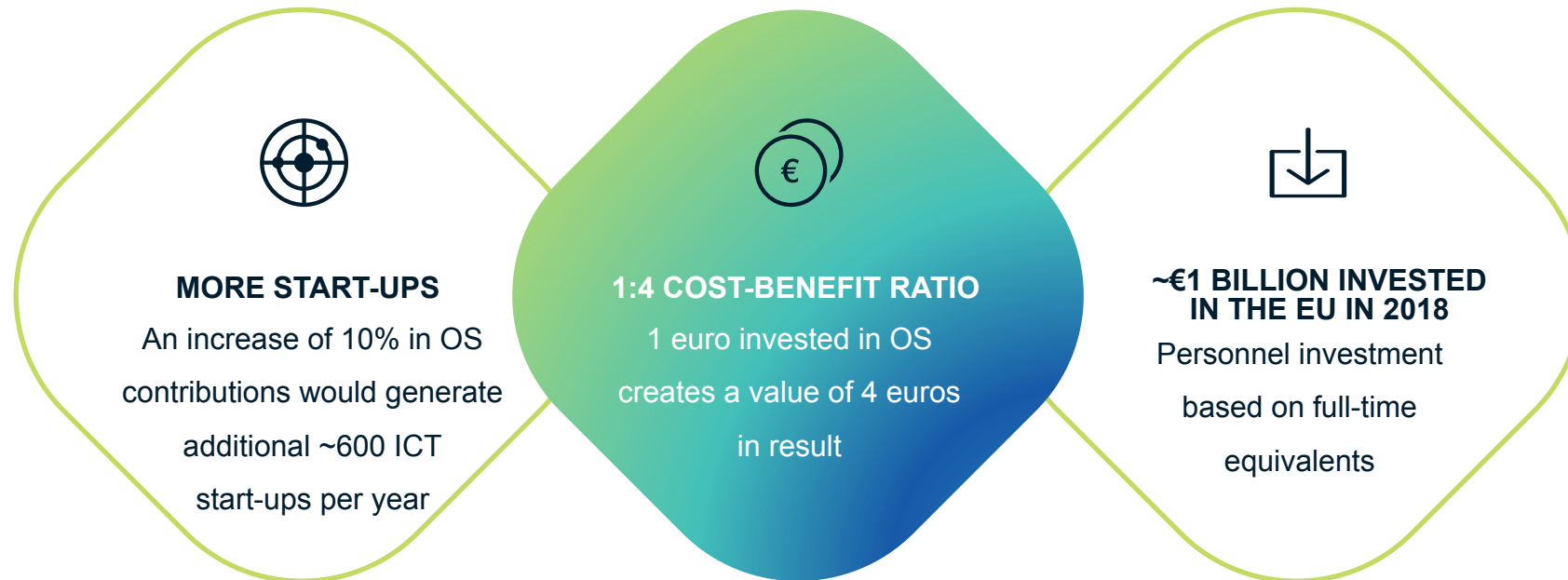
Source: The impact of OSS/OSH in the EU, 2021



OSS contribution to EU economy was €65 - €95 billion - between 0.5% and 0.7% of EU's GDP



Economic impact of Open Source





European Open Source policy landscape

Plenty of policies, but how
effective they are and what
should be next?

Public policies aimed at the public sector

01

The level of prescriptiveness of a policy, throughout the jurisdiction.

Mandatory? Encouraged?
Mentioned?

02

The degree to which public procurement policies take OSS into account.

Clear guidelines and practices?

03

How effectively the policy is being executed.

Is it used?

04

The degree of competence with regard to OSS within the public authority.

Dedicated OSS officer, manager, entity or unit?

Criterion	Max Mark	Bulgaria	France	Germany	Italy	Poland	Spain	United Kingdom	United States	Brazil	China	India	Japan	South Korea
Dimension: Public sector		52%	65%	0%	63%	2%	57%	51%	54%	14%	40%	40%	0%	31%
Policy existence	15	15	5	0	10	0	15	10	10	0	5	10	0	10
Public procurement	15	15	10	0	15	0	5	5	10	0	10	10	0	0
Policy implementation	15	3	8	0	4	0	5	6	6	0	5	5	0	0
OS competence	20	1	19	0	12	1	12	12	9	9	6	1	0	10
Dimension: Private sector		2%	29%	16%	13%	2%	20%	11%	0%	4%	56%	27%	7%	76%
Supporting private sector	20	0	0	2	0	1	0	0	0	0	14	5	1	17
Guidance	5	0	0	2	0	0	2	0	0	0	2	2	2	5
Community	10	1	10	1	4	0	6	3	0	1	4	4	0	6
OS present in neighbouring policies	10	0	3	2	2	0	1	2	0	1	5	1	0	6
Total of achievable mark		27%	47%	8%	38%	2%	38%	31%	27%	9%	48%	33%	3%	53%
Criterion	Max Mark	Bulgaria	France	Germany	Italy	Poland	Spain	United Kingdom	United States	Brazil	China	India	Japan	South Korea

Source: *The impact of OSS/OSH in the EU, 2021*

Lessons learned



National, regional, public, private...

Writing a good law is not everything



OS mandatory, recommended?

Level of prescriptiveness seems secondary for success of an OS policy



Implementation

Follow up is not easy - need for good guidance



Sparking the interest

Raising awareness and scaling up the intrinsic motivation



Open culture

OS is a part of the broader 'open': data, government, innovation



Political support

Governments and policy priorities change



Regional level

The most successful stories are at a regional level - should be supported and shared



Institutionalisation

Common approach with mixed results -

Our first six reports and factsheets:

01 | Czechia

02 | Sweden

03 | Poland

04 | France

05 | Germany

06 | Japan

What about your country?

The screenshot shows the OSOR website interface. At the top, there is the European Commission logo and the 'joinup' logo. The main heading is 'Open Source Observatory (OSOR)' with a sub-heading 'Open Source Software Country Intelligence'. Below this, there is a table titled 'Country Intelligence Reports and Factsheets 2020-2023' with columns for Country, Report, Factsheet*, and Last Update. The table lists data for Argentina, Australia, Austria, Belgium, and Brazil. A 'Join this collection' button is visible above the table.

Country	Report	Factsheet*	Last Update
Argentina	Download report (PDF)	Download factsheet (PDF)	July 2021
Australia	Download report (PDF)	Download factsheet (PDF)	September 2021
Austria	Download report (PDF)	Download factsheet (PDF)	June 2020
Belgium	Download report (PDF)	Download factsheet (PDF)	February 2020
Brazil	Download report (PDF)	Download factsheet (PDF)	September 2021



Open Source
Observatory



interoperable europe

innovation ∞ govtech ∞ community

Stay in
touch



@OSOReu



eu-osor@ec.europa.eu



[https://joinup.ec.europa.eu/collection/
open-source-observatory-osor](https://joinup.ec.europa.eu/collection/open-source-observatory-osor)



Interoperable Europe | LinkedIn



Thank
you