



working for cycling

Cycle helmets: An overview of the evidence

This briefing sets out the case, backed by evidence, for not making cycle helmets compulsory in law or the subject of promotional campaigns. CTC's policy on cycle helmets can be found at www.ctc.org.uk/campaignsbriefings.

Key points:

- Cycling is hugely beneficial to people's health. Those who cycle regularly in mid-adulthood have a level of fitness equivalent to being 10 years younger, and have a life expectancy 10 years above the average.
- By contrast, the risks of cycling are not exceptionally high, and are very small relative to the health benefits. You are in fact less likely to be killed in a mile of cycling than a mile of walking. The Government estimates that the health benefits outweigh the risks of cycling on Britain's roads by a factor of 20:1 (n.b. estimates from other countries place this ratio higher still).
- Based on this 20:1 ratio, it can be shown that telling people to wear helmets would result in a net increase in early deaths (due to physical inactivity etc) if there was more than 1 person deterred from cycling for every 20 who continue, even if helmets were 100% effective at preventing ALL cycling injuries (i.e. not just head-only injuries). Once you factor in the proportion of serious and fatal cycling injuries that are not head-only injuries, and the at-best limited protection that helmets could provide (they are and only can be designed to withstand minor knocks and falls, not collisions with fast-moving cars or lorries), it can be shown that it only takes a fraction of a percentage point reduction in cycle use for pro-helmet policies to shorten a lot more lives than they could possibly save.

In practice, the experience of enforced helmet laws is that cycle use typically falls by at least 30%, and more among teenagers. The resulting loss of cycling's health benefits alone (let alone its environmental, economic and societal benefits) is very much greater than any possible injury prevention benefit.

- There is in any case a good deal of controversy about the effectiveness of helmets. They are (and can only be) designed for minor knocks and bumps, not collisions with fast cars or lorries. There is also evidence that some cyclists ride less cautiously when wearing them, that drivers leave less space when overtaking helmeted cyclists than those without, that helmeted cyclists suffer 14% more collisions per mile travelled than non-wearers, and that helmets increase the risk of neck injuries. It is therefore entirely possible that helmet-wearing might have a net disbenefit even in safety terms (a point also suggested by some of the empirical evidence), not to mention the health and other disbenefits identified above.
- There is plenty of evidence that cycling gets safer the more cyclists there are. Denmark and the Netherlands are good examples of this "safety in numbers" effect, yet very few people in those countries wear helmets. The emphasis should be on maximising the benefits of more as well as safer cycling, though measures such as 20mph speed limits, better designed roads and junctions, good cyclist and driver training, tougher and better-enforced road traffic law, and tackling the threats from lorries. By contrast, telling people to wear helmets merely drives people into increasingly car-dependent sedentary lifestyles. This would shorten far more lives than cycling does, while undermining the "safety in numbers" effect for those cyclists who remain.



working for cycling

THE UK'S NATIONAL CYCLISTS' ORGANISATION

Cycle helmets: A summary of the evidence

1. Introduction

CTC is not 'anti-helmet', and does not take sides on whether or not it is a good idea for individual cyclists to wear them. However, there is strong evidence that enforced helmet laws result in a substantial loss of the health and other benefits of cycling, without compensating benefits for cyclists' safety that would justify this. We also believe that there are better ways to improve cyclists' safety, and that the police service has more important priorities, including a stronger emphasis on traffic policing to improve road safety for everyone.

The evidence below shows why cycle use is likely to fall if legislation is introduced. We also highlight key groups, including socially excluded groups, who could be adversely affected if legislation goes ahead. Compulsion could also discriminate against members of minority racial and ethnic groups and against those who hold certain religious beliefs.

This briefing also weighs up the potential health costs and benefits of compulsion, and examines whether helmet legislation is a proportionate measure in the light of the low actual risk of serious injury or death in a cycle collision.

Finally, this briefing reviews the evidence on the causes of cycling injuries, and concludes that cycle safety could be more effectively improved if high quality cycle training was made available to all children, and investment made in measures that seek to create safe, attractive cycling conditions, including 20 mph speed limits on residential roads. These measures would also have the added benefit of increasing, rather than reducing, cycling levels.

2. Cycle helmet legislation: the impact on cycle use

a. The benefits of cycling

Cycling has a wide range of benefits for our own health, our neighborhoods, quality of life and the environment. It is also good for the economy. The health benefits specifically are discussed further in section 3 below. For more on cycling's wider benefits, see CTC's *New Vision* (www.ctc.org.uk/campaigns).

b. Reductions in cycle use due to helmet laws

Evidence from Australia and New Zealand suggests that large numbers of cyclists will be deterred from cycling by helmet legislation. In particular, there is specific evidence that helmet legislation has reduced cycling in the following groups of people:

- Cycle commuters
- Children cycling to school
- Teenage cyclists



working for cycling

THE UK'S NATIONAL CYCLISTS' ORGANISATION

Cycle helmets: A summary of the evidence

The reductions in cycle commuters and children cycling to school are of particular concern because utility cycle trips, if stopped, are unlikely to be replaced with other forms of exercise and, in addition, are likely to be replaced with car journeys. This will contribute to rising levels of obesity, and have an economic cost (in terms of increased congestion) and an environmental cost (through increased pollution).

The evidence also suggests a particularly strong deterrent effect among teenagers. Teenagers are a key target group for efforts aimed at encouraging physical activity; if children can be persuaded to continue cycling as teenagers, the habit will last into their adult years. Conversely, those deterred from cycling as teenagers are much less likely to pick up the habit again.

Helmet laws, where enforced, have consistently led to substantial reductions in cycle use¹. Reductions in the year following helmet laws include:

- a 36% reduction in New South Wales (29% among adults, 42% among children and as much as 90% among female secondary school pupils in Sydney²);
- a 36% reduction among child cyclists in Melbourne (including a markedly steeper reduction of 44% among teenagers³);
- a 20% reduction in Perth (continuing to 30-40% below pre-law levels after 3 years⁴) and
- more than a 60% reduction in Nova Scotia⁵.

Helmet laws elsewhere have had similar results⁶.

Some countries or states have seen recoveries of mainly adult recreational cycling. However, where helmet law enforcement is maintained, cycle use remains low, particularly among children and/or for day-to-day journeys (e.g. for school or commuter travel). Cycling trips in New Zealand initially fell by 26% following that country's helmet law in 1994, but continued falling to 51% below their pre-law levels by 2006⁷.

It is estimated that a total of 136,000 adults and children in New Zealand – nearly 4% of the total population – stopped cycling in the immediate aftermath of the introduction of cycle helmet legislation in 1994⁸. A high proportion of this figure was teenagers (13-17 years), who accounted for 47,000 of those who were stopped.

There is also evidence of sharp falls in cycle use among young people in the immediate aftermath of the introduction of legislation in New South Wales and Melbourne in Australia. In New South Wales, the law came into effect in January 1991 for adults and in July 1991 for children. Figures from a major study, involving pre-law and post-law counts at 120 locations, showed that there was a 49% fall in child (under 16 years) cyclists counted at road intersections and a 48% drop in child cyclists counted at school gates between 1991 (pre-law) and 1993. There was also a smaller but still significant 32% fall in recreational areas⁹. Thus, the greatest deterrent effect appears to have related to utility cycle trips made by children.

In Victoria State, which includes Melbourne, a cycle helmet law was introduced in July 1990. Another major study, involving counts at 64 locations in Melbourne, found that there was a 46% drop in the number of teenage (12 – 17 year old) cyclists in the wake of the implementation of the legislation, despite the fact that their numbers had been rising prior to the introduction of the law.



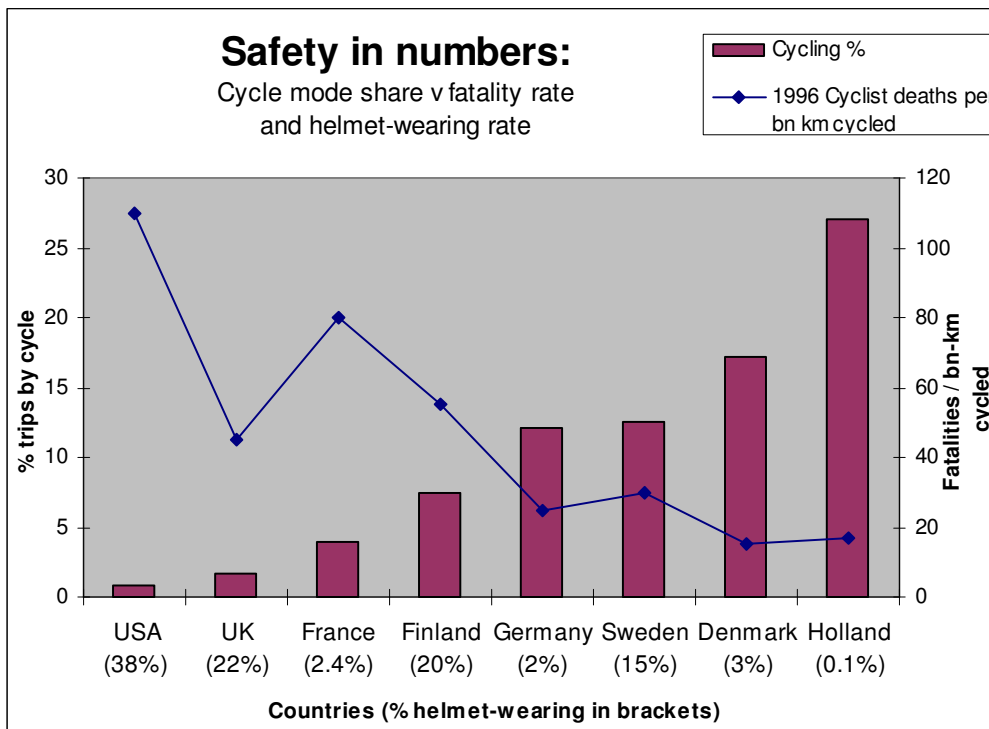
working for cycling

THE UK'S NATIONAL CYCLISTS' ORGANISATION

Cycle helmets: A summary of the evidence

By contrast, three Western countries with some of the highest rates of cycling have relatively low levels of cycle helmet wearing. In the Netherlands, 27% of all journeys are carried out by bike and less than 1% of cyclists wear helmets. In Denmark, the proportion of journeys made by bike is 18%, and less than 5% of adults wear helmets. In Germany, 10% of trips are carried out by bike, and just 2% of adults wear helmets.¹⁰

The graph below is one of many examples of the 'safety in numbers' effect – the more cyclists there are, the safer it is to cycle^{11 12}. For instance, the last 10 years have seen a 117% increase in cycling on London's main roads, together with a 24% fall in absolute numbers of fatal and serious cycling injuries in the capital¹³. There is also evidence that the converse is also true, i.e. reductions in cycle use are associated with worse cycle safety¹⁴.



High cycle use is related to a low cycle injury rate, despite low helmet-wearing rates in countries like Denmark and the Netherlands. The opposite applies in countries like the UK and USA. Note the similarities with the cycle use and obesity graph shown later.

c. The effects of helmet promotion campaigns

There is also evidence that even the voluntary promotion of helmet wearing may reduce cycle use. Research commissioned by the UK Department for Transport found that, in areas where a helmet campaign was held, "a larger increase in helmet wearing was found than in the areas which had not held such a campaign. However, this increase was found to be strongly linked to a decrease in



working for cycling

THE UK'S NATIONAL CYCLISTS' ORGANISATION

Cycle helmets: A summary of the evidence

the numbers of cyclists observed: in those areas where a campaign had been held and the numbers of cyclists had increased, helmet wearing fell” (emphasis in the original)¹⁵.

Similarly, a report for the European Conference of Transport Ministers (ECMT) noted that, *“From the point of view of restrictiveness, even the official promotion of helmets may have negative consequences for bicycle use, and that to prevent helmets having a negative effect on the use of bicycles, the best approach is to leave the promotion of helmet wear to manufacturers and shopkeepers”¹⁶.*

Equally, any pre-law helmet promotion campaign might serve merely to bring forward the reduction in cycle use to before the law, rather than after it – indeed this may well have happened in the case of Canada’s helmet laws. As the next section shows, there could still be very serious negative public health impacts from such a campaign, far greater than any possible benefits.

3. Is legislation a proportionate measure?

For anyone whose life has been affected by a fatal or disabling injury, it is a very understandable reaction to feel that anything that might have prevented the tragedy must be self-evidently desirable, and who would therefore strongly welcome a cycle helmet law.

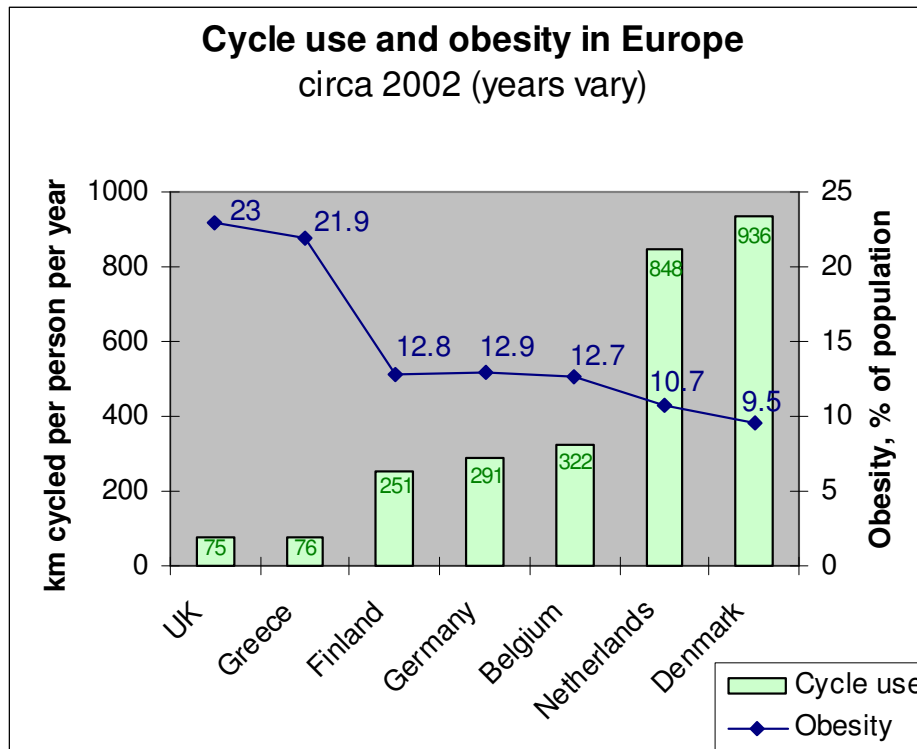
However, the introduction and implementation of all legislation, not least that pertaining to public health and safety, needs to be done on the basis of the available evidence. That must include an examination of the actual risks of serious head injury or death while cycling, vis-à-vis the health and other benefits lost if large numbers of people give up or are deterred from cycling as a result of any helmet legislation.

a. Health benefits of cycling

Cycling can confer considerable health benefits and can play a major part in counteracting obesity, which is currently increasing at an alarming rate and is a drain on the public purse. It is estimated that physical inactivity costs the UK economy £8.2 billion a year, while obesity represents a further economic cost of around £3.5 billion¹⁷. A *Foresight* report for the UK Government projected that, unless action is taken to address current trends, then by 2050 the costs to society due to overweight and obesity could rise to £49.9bn annually (in today’s prices)¹⁸.

The health benefits of cycling are substantial¹⁹. Cycling in mid-adulthood typically gives the fitness of a person 10 years younger²⁰, and a life expectancy 2 years above the average²¹. People who do not commute regularly by cycle have a 39% higher mortality rate than those who do²². Thanks to these extra life-years, the health benefits of cycling far outweigh the risks involved²³ – by 20:1 according to one estimate²⁴.

It is estimated that physical inactivity costs the UK economy £8.2 billion a year, while obesity represents a further economic cost of around £3.5 billion²⁵.



Although not demonstrably a causal relationship, international comparisons suggest an apparent link between cycle use and obesity rates.

Physical inactivity also contributes to heart disease and stroke, type 2 diabetes, various forms of cancer and arthritis. Cardiovascular disease is the UK's biggest killer, it is estimated that 2.6 million people in the UK suffer from the condition, and it causes 94,000 deaths annually²⁶.

Children are spending an increasing amount of time in cars. In England, nearly 40% of 5-10 year olds are driven to school, compared to 22% in the mid-1980s, while just 37% of all men and 25% of women are active at the levels recommended by the Chief Medical Officer of 30 minutes of moderate exercise per day for adults and 60 minutes for children²⁷.

The easiest and most acceptable forms of physical activity are those that can be incorporated into our everyday lives – cycling is well-suited for this purpose²⁸. A study commissioned by the UK Department for Transport found that, when people who haven't previously exercised start cycling, they move from the least fit one third of the population to the fittest third of the population within just a few months²⁹.

For more on cycling and health, see CTC's briefing at www.ctc.org.uk/campaignsbriefings



working for cycling

THE UK'S NATIONAL CYCLISTS' ORGANISATION

Cycle helmets: A summary of the evidence

b. How safe is cycling?

The evidence clearly shows that the risks of serious injury or death from cycle are relatively low. Mile for mile, the chances of being killed if you choose to cycle are about the same as if you choose to walk³⁰; and young people aged 17-20 are more at risk of death during a mile of car travel than a mile of cycling³¹.

One calculation, based on Australian data, concludes that cycling without a helmet carries only slightly more risk of death or serious injury per hour than driving³². It has also been estimated that the risk of injury per hour when playing football, squash, basketball or soccer is much higher than when cycling³³. A further study found that the injury risk per hour is lower for cycling than for gardening³⁴.

Despite cycling being the second most common form of physical activity for children³⁵, it typically accounts for just 7-8% of the head injuries for which children are admitted to English hospitals³⁶. Of these injuries, it is estimated that just a quarter were to parts of the head that might be protected by a helmet – and it is likely that some of these injuries were suffered by children who were wearing helmets anyway. Another UK-wide study found that cycling accounted for 10% of child injury admissions, but that pedestrians accounted for 36%, while falls accounted for a further 24%³⁷.

Nor are cyclists' injuries particularly likely to be head injuries, or to be serious, or both. Australian data suggests that the proportion of injuries requiring hospitalisation was about the same for cyclists (27.4%) as for drivers and pedestrians (28.5%)³⁸. Among children admitted to hospitals in England in 2002-3, head injuries accounted for 37% of cycling injuries but 43% of pedestrian injuries (see ref 36). Danish data has shown that, compared with pedestrian and car occupant injuries, cycling injuries result in the shortest hospital stays and are least likely to be serious³⁹.

c. Helmet legislation: a net health benefit or cost?

In determining whether or not cycle helmet legislation is the right way forward, it is vital to factor in the health benefits of cycling – and the cost to both the health of individuals and to the health service should cycle use fall as a result of the legislation.

Using the World Health Organisation's HEAT (Health Economic Assessment Tool) methodology⁴⁰, CTC estimates that a UK-wide law would result in 263 extra deaths annually due to increased physical inactivity, and that the net public health cost would be £304-415m, even based on the UK Department for Transport study's estimate of helmet effectiveness (n.b. CTC does not accept this estimate). This excludes the costs to the remaining cyclists of purchasing helmets (we estimate this at around £180m initially, plus replacement costs of around £45m annually).

Interestingly, this is close to the \$400m (or c£260m) disbenefit of a UK helmet law estimated by Australian statistician Professor Piet de Jong⁴¹. De Jong has developed an algebraic model that, he states, shows that that *“Even with very optimistic assumptions as to the efficacy of helmets, relatively minor reductions in cycling on account of a helmet law are sufficient to cancel out, in population average terms, all head injury health benefits.”*⁴² The slight possibility of a small positive health benefit depends on improbably optimistic assumptions about a very low reduction in cycle use, a very high level of risk due to cycling relative to its health benefits, and helmets providing very high levels of protection against those risks. This model is outlined more fully in **Appendix A**.



working for cycling

THE UK'S NATIONAL CYCLISTS' ORGANISATION

Cycle helmets: A summary of the evidence

d. How effective are cycle helmets?

Based on the information above, it will be apparent that the debate about the effectiveness or otherwise of helmets is almost certainly academic. Nonetheless, the topic continues to be hotly disputed. However the following points are worth noting:

- Helmets are (and can only be) designed to withstand forces equivalent to falling from a stationary riding position⁴³ – i.e. they are not designed for impacts with motor vehicles, especially not heavy vehicles or those moving at speed.
- One study found that cyclists with helmets have a 14% higher injury risk per mile travelled than non-wearers⁴⁴.
- A systematic review of the evidence from places with helmet laws (e.g. Australia and New Zealand) shows no link between increases in helmet-wearing and improvement in cyclists' safety⁴⁵.
- Similarly, UK evidence shows no detectable link between changes in helmet use and cyclists' safety, either for cyclists in general⁴⁶ or for children in particular⁴⁷.
- A review of helmet evidence commissioned by the UK Department for Transport noted that it was *"impossible to definitively quantify the effectiveness or otherwise of cycle helmets based on the literature reviewed."*⁴⁸

Appendix B of this briefing provides a more detailed overview of the evidence on helmet effectiveness.

4. Enforcement

To increase helmet-wearing rates, countries have needed to invest heavily in promoting and then enforcing their helmet laws. In Queensland, cyclists were 3 times more likely per mile travelled to receive a penalty for not wearing a helmet than all other road users for all other traffic offences put together⁴⁹.

Meanwhile, in the Australian State of Victoria there were 19,229 Bicycle Offence Penalty Notices and 5,028 Bicycle Offence Reports issued in the first year of the state's helmet law alone. These represented 2.6% of all traffic offence notices, and the risk per km cycled of being cited for a helmet-related offence was higher than for all other traffic offence notices together⁴⁹.

As the next section shows, it is people from lower income groups who are least likely to own or to wear helmets. To enforce a ban on cycling without helmets will be seen as unfairly targeting a minority group, simply because their healthy and sustainable transport option or leisure activity is unreasonably perceived as 'hazardous', when in reality the risks they face are mostly imposed on them by drivers.

It would be wrong and unpopular to penalise parents of children who are cycling while not under parental supervision. For example, a child may leave the house wearing a helmet and then remove it when out of sight of their parents. This would still mean the parents were open to criminal prosecution.



working for cycling

5. Why legislation could exacerbate social exclusion

There is evidence that the following groups are less likely to wear cycle helmets, and therefore more likely to be deterred from cycling if helmet legislation is introduced:

- Children from socially-deprived areas
- Minority ethnic groups

In addition, there is evidence that cycle helmets already have a deterrent effect on women which would be exacerbated.

a. Children from socially deprived areas

There is also evidence that cycle helmet legislation has little long-term impact on helmet wearing among children in lower income areas. A large study in Toronto, which examined the impact of cycle helmet legislation, found that children in lower and mid-income areas were consistently less likely to wear helmets than their counterparts in more affluent areas⁵⁰.

A study carried out in Quebec found that a four-year helmet-wearing campaign was less effective in more socially deprived areas, despite innovations such as discount coupons for the purchase of helmets⁵¹. The researchers concluded that, for families in these areas, the purchase of a helmet, even at a discounted price, might well have been beyond their budget.

Similarly in Britain, a study carried out among more than a thousand 9-10 year-old children in Nottingham found that those who lived in a deprived area were less likely to own a helmet⁵².

During its 'Bike It' programme in Northern Ireland schools, Sustrans observed that there was a marked difference between helmet-wearing rates at schools in relatively affluent areas and those in more socially deprived areas. For example, at one relatively affluent school in Newtownabbey, 103 of the 106 pupils arrived at school with cycle helmets. By contrast, at a school in a socially deprived part of west Belfast, just 5 of the 96 pupils turned up with helmets⁵³.

Hence there is a risk that helmet enforcement activities will exacerbate tensions between police and deprived communities (see also next section). It could also increase health inequalities by making it unaffordable for people from deprived neighbourhoods to cycle in accordance with the law.

b. Minority ethnic groups

A major survey of cycle helmet-wearing rates in Great Britain, carried out by the Transport Research Laboratory for the Department for Transport in 2008, found that 'white' cyclists were more likely to wear a helmet than those of other ethnic origins⁵⁴.

One particular concern is the potential impact of the proposed legislation on migrant workers. Circumstantial evidence suggests that many migrant workers use bicycles, particularly to commute to and from work. However, helmet usage among this group appears to be low. Given that not all migrant workers speak or read English fluently, there is clearly a risk that some will be penalised for non-compliance with a law of which they are not aware.



working for cycling

THE UK'S NATIONAL CYCLISTS' ORGANISATION

Cycle helmets: A summary of the evidence

Furthermore, some people wish to wear the headwear prescribed by their religions, e.g. Sikh turbans.

On the above grounds, helmet laws would discriminate against members of minority racial and ethnic groups and against those who hold certain religious beliefs.

c. Women

While the proportions of men and women who cycle in mainland Europe are broadly equal, in Great Britain, men are three times as likely to cycle as women.⁵⁵

It would appear that the perception of cycling as a “dangerous” activity is a deterrent to women – a clear correlation has been found between levels of cycle use in different areas and the proportion of cycle trips which are made by women⁵⁶. Conversely, the way to encourage more women to cycle is to promote it as a safe and stylish activity which can be undertaken in whatever clothes women feel comfortable wearing.

A survey of 1,099 women, carried out by YouGov for Cycling England, found that more than a quarter (27%) of respondents in the 18-24 year old age group said they were put off cycling by the fact that cycle helmets might mess up their hair.⁵⁷ Sustrans has found that concern about ‘helmet hair’ is frequently mentioned by women and teenage girls as a deterrent factor.

6. Tackling the causes of road danger to encourage more and safer cycling

We have already noted that cycling gets safer the more cyclists there are – there is consistent evidence showing that cyclists gain from ‘safety in numbers’. Cycling policy must therefore aim to achieve ‘more’ as well as ‘safer’ cycling, in order to maximise its health, environmental and other benefits.

This in turn requires efforts to tackle the fears that deter people from cycling, through measures such as 20 mph speed limits, cycle-friendly road and junction design, stronger and better enforced traffic laws, and the provision of quality cycle training for adults and children alike. By contrast, measures such as helmet laws – or even helmet promotional campaigns – will merely increase those fears. That would reduce the number of cyclists and perhaps also undermine the ‘safety in numbers’ benefits for those who remain.

CTC's briefing on *Cycling and Road Safety* sets out the most effective ways to make cycling conditions safer and more attractive, whilst our briefing on *Smarter Choices* outlines measures that help encourage and incentivise people to take up cycling. Both can be found at www.ctc.org.uk/campaignsbriefings



working for cycling

7. Conclusion

The relatively small risks of cycling do not remotely justify banning any age group from cycling without a helmet, while mass helmet use has not in practice been found to materially reduce those risks. What is clear is that enforced helmet legislation would suppress cycle use, and that the lost health benefits alone would be a serious net cost to society.

A recent study showed that there would be a clear net loss to public health alone from a helmet law, even if one assumed that the law would reduce cycle use only marginally, that the resulting loss of cycling's health benefits was not particularly large relative to the risks involved, and that helmets were highly effective at addressing those risks. In fact, none of these assumptions are realistic. At a time of mounting concern over the twin crises of obesity and climate change, the last thing we should be doing is forcing yet more people, especially children, into car-dependent sedentary lifestyles.

Instead, we recommend:

- Investment in measures that seek to create safe, attractive cycling conditions including the extension of 20 mph speed limits to all residential roads in towns, cities and villages
- Promotion of cycling as a healthy and enjoyable means of transport and recreation, both for the population in general, and for specific groups e.g. school and college pupils, employees, women, health patients, and various disadvantaged or minority groups.
- The introduction of high quality cycle training for all children in Year 6/7.

We are confident that these measures will have a tangible positive impact on the numbers of cyclists involved in road traffic accidents, and in the levels of death and serious injury related to such accidents. Moreover, both these measures will instill confidence in cyclists and potential cyclists, and are likely to lead to higher levels of cycling. By contrast, helmet legislation will lead to a significant reduction in cycling levels.



working for cycling

APPENDIX A

Weighing up the costs and benefits of helmet laws and promotion campaigns

A key issue in the helmet debate is the need to weigh up whether the possible injury savings due to helmet-wearing justify the likely reductions in cycle use and the consequent loss of its health, environmental and other benefits.

Just two attempts have been made to weigh up the costs and benefits of actual helmet laws. An analysis of Western Australia's helmet law suggested its net impact lay in the range from a 2 million AUS\$ benefit to a 10 million AUS\$ disbenefit⁵⁸. An analysis of New Zealand's helmet law found a small benefit for child cyclists (aged 12 and under), but disbenefits for teens and adults⁵⁹. A re-analysis of the latter study found no benefit for child cyclists either⁶⁰.

A study by Australian statistician Piet de Jong⁶¹ has attempted to address the question purely algebraically. De Jong presents his central finding in the form of an equation, where a public health benefit can only arise if: $eq > \mu\beta$.

In this equation, e and q are both fractions, i.e. their value lies between 0 and 1. q is the proportion of the health costs of helmet-free cycling which is due to head injuries, while e is the proportion of those costs which could be avoided if all cyclists wore helmets. So the left hand of the equation eq represents the total injury costs of (helmet-free) cycling which would be avoided if all cyclists wore helmets. It is clearly less than 1, it is probably closer to 0 and it might even be negative.

The right hand side of the equation consists of two ratios. β is the ratio of the health benefits of (helmet-free) cycling relative to its risks. As noted previously (see page 5), the Department for Transport has endorsed⁶² the widely quoted figure of 20:1 as a value for β in the UK⁶³. The other quantity, μ , represents the ratio of cycle use lost following a helmet law to cycle use retained (n.b. this is not quite the same as the percentage reduction – for instance a 33% reduction in cycle use can be thought of as 1 unit of cycling lost for every two that remain, hence the equivalent value of μ would be 0.5).

It will be clear that, if there is to be a net health benefit, the two ratios μ and β need to counter-balance one another so that, when multiplied together, the result is less than the fractional quantity eq . In other words, if 20:1 is a correct value for β , then a helmet law can only yield a net health benefit if μ is less than 1:20 (i.e. there is no more than 1 unit of cycling lost for every 20 which remain), even if head injuries accounted for all of the injury costs of cycling and if helmets were 100% effective at addressing these risks (i.e. if e and q both equalled 1). So even under these implausible assumptions, a disbenefit occurs if the reduction in cycle use is any more than 4.7% (i.e. 1/21). This figure then has to be reduced further still, in proportion to the values of e and q . The value of e is much debated (see *Appendix B* below). However, q is likely to be about 0.5, given that c40% of cyclist injuries serious enough to merit admission to hospital and c80% of fatalities involved head injuries (although by no means all of these were head-only injuries, particularly in the case of fatalities)⁶⁴. On this assumption, the allowable reduction in cycle use drops to just 2.4%. It falls by another whole order of magnitude (i.e. to 0.24%) if the effectiveness of helmets is only 10% rather than 100%.



working for cycling

THE UK'S NATIONAL CYCLISTS' ORGANISATION

Cycle helmets: A summary of the evidence

As shown earlier (see page 5), the experience of enforcing helmet laws typically results in reductions in cycle use of the order of a third (i.e. $\mu = 1:2$), and sometimes more than this. On that basis, and again assuming that head injuries amount to about 50% of the injury costs of cycling (i.e. $q = 0.5$), a helmet law would have disbenefits unless the health benefits outweighed the risks of cycling by less than about 1 to 1 – not 20:1 as estimated – even if helmets were 100% effective.

In short, as De Jong (see above) states, *“Even with very optimistic assumptions as to the efficacy of helmets, relatively minor reductions in cycling on account of a helmet law are sufficient to cancel out, in population average terms, all head injury health benefits.”*

Finally it should be noted that these calculations take no account of cycling's wider benefits for tackling congestion, air pollution, quality of life, equality of opportunity and the climate.

APPENDIX B

Helmet laws and effectiveness: contradictory evidence

The evidence-base regarding the effectiveness or otherwise of helmets is extremely complex, with vast amounts of ink having been spilled on both sides of the debate. This appendix attempts a brief summary of the territory. It also responds to claims that the experience of helmet laws in Canada shows that helmet laws can be introduced without reducing cycle use.

1. 'Case-control' and population-level evidence

A number of early studies on the effectiveness of helmets reported substantial safety benefits from helmet use⁶⁵. These were predominantly hospital-based 'case-control' studies, where a 'case' group (e.g. cyclists with head injuries) are compared with a 'control' group (e.g. cyclists with non-head injuries) to show whether the use or non-use of a helmet might have made a statistically significant difference to the probability (or the severity) of head injuries between the two groups.

However, the findings of these studies are contradicted by a systematic review by Robinson of the evidence from places with helmet laws (e.g. Australia and New Zealand), which found no link between increases in helmet-wearing and improvement in cyclists' safety⁶⁶. They are also at odds with the evidence of two papers by Hewson that found no detectable link between changes in cycle use and cyclists' safety, either for cyclists in general⁶⁷ or for children in particular⁶⁸. Many of the findings of case control studies themselves are contradictory or, frankly, implausible (e.g. that helmets provide greater protection against more serious impacts than minor ones)⁶⁹.

Whilst helmet laws have undoubtedly reduced the numbers of cyclist head injuries, the available evidence suggests this has been wholly or largely due to reduced cycle use, rather than improvements in cyclists' safety⁷⁰. In the case of New Zealand, it seems that other road safety improvements also played a part. The percentage reduction in cyclists' head injuries was no different from other road users, with no effect detectable in the year the law was introduced,

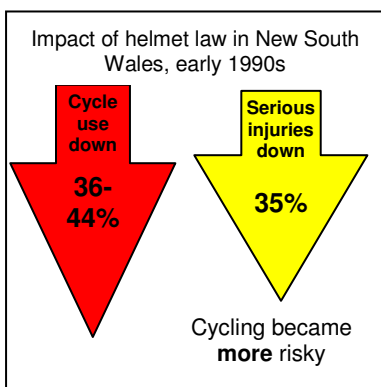
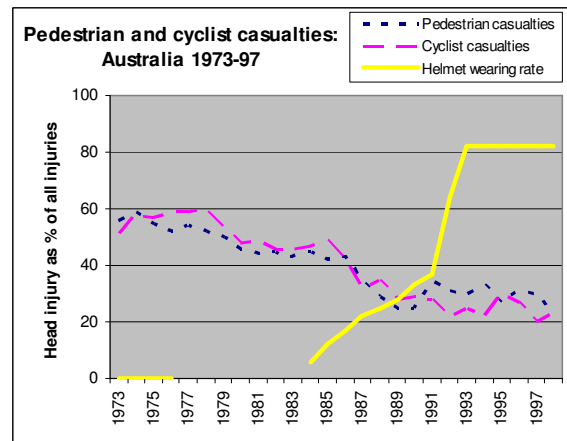
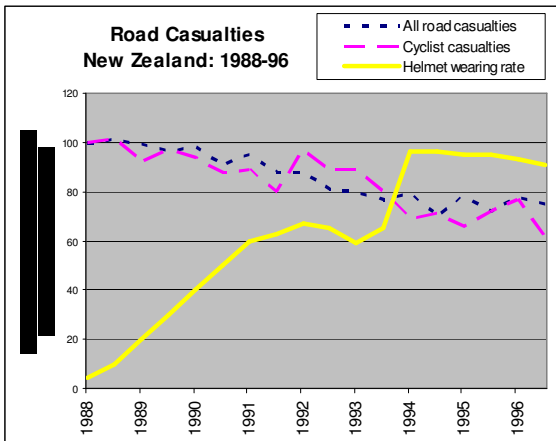


working for cycling

THE UK'S NATIONAL CYCLISTS' ORGANISATION

Cycle helmets: A summary of the evidence

despite a very sharp increase adult and teenage helmet wearing rates that year^{71 72}. Similarly, reductions in cyclist head injuries in Western Australia and Victoria matched those gained by pedestrians – and again, there was no particular effect at the point when helmet use rose sharply.



In some places, cycle safety for the remaining cyclists even seems to have worsened, even though most of them were now wearing helmets. For instance, in New South Wales a 44% reduction in children cycling was observed 2 years after the law, but only a 32% decline in serious and fatal injuries⁷³. In Nova Scotia the initial 60% reduction in cycle use recovered to a 40% reduction in the second year of the law; however the initial 50% reduction in cyclist hospitalisations bounced back up and was 6% higher after the law⁷⁴. There were similar instances of cycle use apparently falling by more than cyclist casualties in Victoria, South Australia and Vermont⁷⁵.

A review of helmet evidence for the UK Department for Transport by the Transport Research Laboratory (TRL) found it was *'impossible to definitively quantify the effectiveness or otherwise of cycle helmets based on the literature reviewed'* (for more on this review, see below). Similarly the Parliamentary Advisory Council on Transport Safety notes that *'it is not possible to predict accurately expected injury reduction from increased rates of helmet use; estimates range between 0 and 85%'*⁷⁶.

Faced with this contradictory evidence, one has to weigh up the plausibility of the evidence suggesting higher or lower values for helmet effectiveness respectively. This cannot be settled with any certainty. However, the following paragraphs set out why CTC believes the more plausible explanations point towards a lower value for helmet effectiveness – or even the possibility that helmet use might increase the risks to cyclists of injury impacts occurring in the first place, potentially undermining any protective effect helmets might have in the event of those impacts.



working for cycling

THE UK'S NATIONAL CYCLISTS' ORGANISATION

Cycle helmets: A summary of the evidence

2. The lack of detectable net benefits from helmets: possible explanations

Cycle helmets are – and can only be – designed to withstand low impact forces, equivalent to falling of a bike from a stationary riding position. The old British Standard for cycle helmets (BS6863, 1987) stated that they were “*intended to give protection in the kind of accident in which the rider falls onto the road without other vehicles being involved.*” Subsequent standards (including the current EU standard EN 1078) have been progressively weakened due to lobbying by the manufacturers themselves^{77 78}.

Cycle helmets are inevitably a design compromise between seeking to provide protection, and designing helmets which are light, aerodynamic, well-ventilated, stylish and cheap. Yet all of these design criteria are at odds with the aim of making them strong. There is also an inevitable trade-off between designing a helmet to protect against impact with flat surfaces (e.g. car windscreens) and angular ones (e.g. the corners of kerbstones)⁷⁷. Helmet manufacturers themselves are typically very cautious in the safety claims they make for their helmets⁷⁹, stating only that they meet the relevant European or other standards.

Nonetheless the lack of a detectable relationship between in helmet wearing rates and cycle safety may still appear counter-intuitive to many people. So too is the evidence suggesting that helmet-wearers may have a 14% higher risk than non-wearers of being involved in collisions in the first place⁸⁰. Nonetheless, there are many possible explanations for these phenomena.

For instance, it is known that some cyclists ride less cautiously when wearing a helmet^{81 82}. This is an example of what is known ‘risk-compensation’⁸³, and it has also been observed in young children with helmets⁸⁴. Drivers may also ‘risk-compensate’, as they have been found to leave less space when overtaking helmet-wearing cyclists than those without⁸⁵. The increased size weight or even the temperature of the head may also be factors. Indeed, it has been suggested that glancing blows to a head that has been effectively enlarged by a helmet could lead to some very serious brain or spinal injuries, in situations where an unhelmeted head would have suffered a mere glancing blow or not been hit at all⁸⁶. There is further evidence suggesting that helmet use increases the risks of neck injuries⁸⁷, or brain injuries due to ‘rotational force’ impacts (i.e. those which effectively cause the brain to rotate within the skull on impact, causing subdural haematoma or diffuse axonal injury, two of the most common causes of very serious brain injuries)^{86 88}. Helmets could therefore be contributing to some of the most serious and permanently disabling spinal and brain injuries.

Cycle helmet retention systems (i.e. straps and associated clips) are poorly designed, making it difficult to fit and wear helmets correctly⁸⁹. The need to do so is widely recognised by all protagonists in the helmet debate (indeed it is one of the few issues on which there is universal agreement). Yet this is difficult to achieve in practice – e.g. one American study found that only 4% of the 478 children examined had fitted their helmet correctly, and not one parent out of 52 in the study was able to fit their child’s helmet correctly⁹⁰. Fourteen children are known to have been killed through strangulation by their helmet straps^{91 92 93}.

There is one other very important possible link between increased helmet use and increases in the risks to cyclists of both head and non-head injuries. This is the possibility that the reductions in cycle use due to helmet laws or promotional campaigns cause a loss of the ‘safety in numbers’ benefits previously enjoyed by the remaining cyclists (see page 4).



working for cycling

3. Contradictions between population and 'case-control' evidence: possible explanations

The explanation for the contradictions in the evidence may lie in the inherent flaws of 'case-control' studies, which are known to be prone to spurious results⁹⁴. Studies into hormone replacement therapy, vitamin supplements and the MMR vaccine, used the same type of 'case-control' methodology, and yielded what are now known to be false outcomes⁹⁵. Similarly, the best known of the 'case-control' studies of cycle helmets, from Seattle, reported that helmets could prevent 85% of head injuries and 88% of brain injuries⁹⁶. However, this finding has been repeatedly criticised on the grounds that it compared two unlike groups riding in different environments. The helmet-wearers were more likely to be white, affluent and to be cycling in parks, while the non-wearers were more likely to be from lower-income ethnic minority groups riding on busy streets. This is unsurprising: people from lower income and racial minority groups are far less likely to wear helmets^{97 98 99}, and there is a vast literature showing that people (particularly children) from these groups face significantly higher risks of road injury^{100 101 102}.

A second factor may be that willing helmet-wearers have a different attitude to risk. Those who readily take up helmet use (i.e. the 'early adopters' of helmets, who would have featured in the helmet studies of this period) are more likely to be safety-conscious people, who are averse to risk and therefore avoid the situations where more serious injuries might occur. By contrast, the 'later adopters' – i.e. those who only wear helmets reluctantly in response to laws or the peer-pressure that comes from helmet promotion campaigns, or who simply 'follow the trend' in adopting helmets – may be more risk-accepting. This in turn might at least partly explain why there has been a progressive decline in the estimates of helmet effectiveness from these studies⁸⁷.

A third factor is that, in the USA context, people from more affluent backgrounds are more likely to have health insurance, and thus are more likely to go to hospital following relatively minor injuries, whereas groups without insurance are more likely to go to hospital only if their injuries are serious.

It is therefore very likely that the results of the Seattle study, and others like it, are in fact due to differences between the people who do and don't wear helmets, the types of cycling they do and the environments where they cycle, rather than due to helmets themselves. To reinforce the point, it has been shown that the data and methodology used in the Seattle study could also be used to show that helmets prevent 77% of injuries to parts of the body other than the head¹⁰³.

4. Effect of helmet laws on cycle use: the case of Canada

In recent years, Canadian helmet advocates have mounted a concerted effort to argue that helmet laws there have been successful in improving cycle safety, without reducing cycle use. This followed criticism of a paper by LeBlanc et al⁷⁴ which claimed that Nova Scotia's helmet law had been successful, when the cycle count data presented in that paper showed an initial reduction of 60% in the numbers of cyclists counted one year after the law, and that by the time cycle use had recovered slightly (to 40% of pre-law use), the numbers of cyclists hospitalised was higher than before the law^{104 105}.



working for cycling

THE UK'S NATIONAL CYCLISTS' ORGANISATION

Cycle helmets: A summary of the evidence

A paper by Alison Macpherson and others in 2001 suggested that Ontario's helmet law had increased helmet wearing rates without reducing cycle use, based on a study conducted in an affluent district of Toronto¹⁰⁶. However Macpherson is recorded as having subsequently acknowledged that the law had not been enforced^{107 108}; while a later study by Macpherson et al (published in 2006⁹⁷) showed that helmet use had risen only temporarily, falling back to pre-law levels within 2 years of the law's passing, while cycle use had done the opposite (i.e. it had initially fallen, despite Macpherson's denials), then recovered as cycle helmet use fell back.

Macpherson's count data for the 2001 study was also criticised as unreliable as it had not controlled for variations in the time of year, weather etc¹⁰⁹. Finally, her team had also collected data, which they have not published, for three years prior to the law, during which time a strong helmet promotion campaign was conducted. It is therefore possible that the unpublished data might have shown a fall in cycle use during the three years of the pre-law helmet promotion campaign.

Macpherson's 2001 paper was subsequently cited by the British Medical Association as the reason for deciding to support helmet legislation¹¹⁰ – they had previously supported helmet promotion but not laws. The BMA has since withdrawn the paper which justified its change of policy, but has so far not reconsidered the policy itself.

In 2002 Macpherson and other colleagues published a study comparing head and non-head injuries to child cyclists hospitalised in Canadian states with and without helmet laws respectively¹¹¹. The paper claimed to show a benefit from helmet laws because head injuries had declined more steeply relative to non-head injuries in the helmet-law provinces, compared with the non-law provinces. However, the proportion of cycling injuries which were head injuries continued to decline even after the downturn in helmet use recorded in Macpherson's 2006 paper¹¹², while the differences in injury trends between states with and without laws were as evident for pedestrian injuries as for cycling injuries¹¹³. Hence Macpherson's attempt to link increases in helmet use with a reduction in the proportion of cyclist injuries which were head injuries cannot be considered as valid.

5. Re-examining the evidence: Cochrane reviews and other meta-analyses

More recent helmet studies have attempted to bolster the evidence for helmets and helmet-laws by re-analysing it. For instance, there have been two Cochrane reviews, a process normally regarded as a benchmark of objectivity in meta-analysis of medical evidence. However, the first Cochrane review¹¹⁴, which considered evidence on the effectiveness of helmets, was limited to 'case-control' studies, eliminating any consideration of population-level evidence, such as that presented in papers by Robinson or Hewson. Moreover, it was conducted by the same authors who had produced 4 of the 7 case-control evidence they were reviewing¹¹⁵. Subsequent meta-analyses by Attewell et al¹¹⁶ and Towner et al¹¹⁷ (the latter being an evidence-review in 2002 commissioned by the UK Department for Transport) likewise restricted their scope to 'case-control' studies, hence it is unsurprising that they too concluded that the evidence suggested helmets were beneficial – although Towner acknowledged that helmet laws could reduce cycle use. A second Cochrane review, by Macpherson and Spinks¹¹⁸, looked specifically at evidence on the impact of helmet laws (n.b. it will be noted that Macpherson was not an unbiased commentator, having previously



working for cycling

THE UK'S NATIONAL CYCLISTS' ORGANISATION

Cycle helmets: A summary of the evidence

authored several papers advocating helmet laws). It concluded that helmets were beneficial but found no reliable evidence to determine whether helmet laws might reduce cycle use. However, it omitted to consider Robinson's 2006 BMJ paper⁶⁶ which would have provided that evidence.

In 2010, the UK Department for Transport attempted to 'settle' the helmet question with a second evidence review,¹¹⁹. The researchers identified flaws in all of the case-control evidence and hence the meta-analyses of that evidence, reaching the conclusion quoted in paragraph A5 above. They also identified weaknesses in the evidence of Robinson⁶⁶ and Hewson^{67 68}, noting that they too had employed study designs which left open the possibility of confounding factors (and hence possibly to flawed conclusions). Hewson himself acknowledged this point in both his papers, noting that the absence of a detectable helmet benefit does not rule out the possibility that an effect may exist, perhaps for particular groups of cyclists and/or for particular types of cycling. However, the DfT review authors did not put forward any reasons for assuming that helmets must have some benefits, in preference to the possible alternative explanations suggested by Robinson for the lack of detectable benefits from helmets (e.g. that reductions in head injuries might be due to reductions in cyclist numbers and the consequent loss of the 'safety in numbers' effect for the cyclists who remain, and/or that helmet-wearing cyclists might be more prone to being involved in collisions in the first place e.g. due to 'risk compensation').

However the most notable feature of the DfT-commissioned study was a claim that '*A specialist biomechanical assessment of over 100 police forensic cyclist fatality reports predicted that between 10 and 16% of the fatalities could have been prevented if they had worn an appropriate cycle helmet*'. This finding has been strongly criticised by CTC, Sustrans and other members of the study advisory panel, on the following grounds:

- The 10-16% figure is based solely on notional estimates of the effectiveness of helmets in impacts with the ground (50%) and with motor vehicles respectively (10-30%). However, the authors noted that they had '*no specific evidence to support these estimates*' (p37). In other words, there was no specialist biomechanics involved in the assessment; moreover, the Department for Transport has declined to release the identities and qualifications of the individuals who carried out the assessment¹²⁰.
- The fatalities considered were not randomly selected and were acknowledged not to be representative of cyclist fatalities in general (p34).
- The study focuses on '*whether cycle helmets reduce the frequency and severity of injury in the event of a collision*' (page vi, emphasis in the original – n.b. this acknowledgement was only added at CTC's insistence). The study, and the 10-16% estimate in particular, takes no account of the possibility that helmets may increase the risk to cyclists of having a head impact in the first place. We have previously noted that another study found helmet-wearing cyclists have a 14% higher risk of injury per mile travelled⁸⁰. This would therefore approximately cancel out a 10-16% benefit even if it were to prove correct (despite the lack of evidence supporting it).

Finally, the most recent meta-analysis found that early results – including the Attewell analysis and the Cochrane review of helmet effectiveness (and subsequent updates of it) – had significantly overstated the protective value of helmets. It also found that helmets may increase the risk of neck injuries⁸⁷.



working for cycling

THE UK'S NATIONAL CYCLISTS' ORGANISATION

Cycle helmets: A summary of the evidence

Conclusion

From the evidence available, it is possible that helmets might perhaps provide some limited protection in the event of certain types of impact occurring (e.g. minor falls). However, any such benefits might also be undermined or even outweighed by a variety of ways in which helmet-wearing may increase the likelihood of such impacts occurring in the first place. There are some places (e.g. New South Wales and Nova Scotia) where increased helmet-wearing appears to have been associated not only with reduced cycle use but also with an increased risk of injury for those cyclists who remain. There is also some evidence that helmet use increases the risks of neck injuries, and of brain injuries due to 'rotational force' impacts. Helmets could therefore be contributing to some of the most serious and permanently disabling spinal and brain injuries. A number of children are known to have been fatally strangled by their helmet straps.

We reiterate the observation from the helmet evidence-review commissioned by the Department for Transport¹¹⁹, which noted that it was *'impossible to definitively quantify the effectiveness or otherwise of cycle helmets based on the literature reviewed.'*

REFERENCES

¹ Robinson D. *No clear evidence from countries that have enforced the wearing of helmets*. British Medical Journal vol. 332, p722, 2006 (see www.cycle-helmets.com/robinson-bmj.pdf).

² Smith N & Milthorpe M. *An Observational Survey of Law Compliance and Helmet Wearing by Bicyclists in New South Wales - 1993 (4th survey)*. 1993 NSW Roads & Traffic Authority ISBN0-7305-9110-7.

³ Finch C et al. *Bicycle use and helmet wearing rates in Melbourne, 1987 to 1992: the influence of the helmet wearing law*. Monash University, Accident Research Centre report no. 45, 1993, pp. 35, 36, 43 (see www.monash.edu.au/muarc/reports/muarc045.pdf).

⁴ Electronic count data from Main Roads Western Australia, reproduced at www.cycle-helmets.com/bicycle_numbers.html. See also www.cyclehelmets.org/1113.html.

⁵ LeBlanc et al. *Effect of legislation on the use of bicycle helmets*. Canadian Medical Association Journal, vol. 166 no.5, pp592-5, 2002 (see www.cmaj.ca/cgi/content/full/166/5/592).

See also online comment from M Wardlaw: www.cmaj.ca/cgi/eletters/166/5/592#38.

⁶ See www.cyclehelmets.org/1122.html and www.cyclehelmets.org/1194.html

⁷ Land Transport New Zealand. *Sustainable and safe land transport, 2007* (see www.cycle-helmets.com/nz-ltsa-2006.pdf). See also Land Transport Safety Authority data summarised at www.cycle-helmets.com/zealand_helmets.html.

⁸ Taylor M & Scuffham P. *New Zealand Bicycle Helmet Law – Do the Costs Outweigh the Benefits?* Injury Prevention vol. 8 pp. 317–320, Table 2, 2002 (see <http://injuryprevention.bmj.com/content/8/4/317.full>). In the 1996 New Zealand census, the total population was 3,681,546.

⁹ Smith F & Milthorpe N. *An observational survey of law compliance and helmet wearing by bicyclists in New South Wales*. Roads Traffic Authority, 1993 ISBN0-7305-9110-7.

¹⁰ Pucher J & Buehler R. *Making Cycling Irresistible: Lessons from the Netherlands, Denmark and Germany*. iTransport Reviews, vol. 28, no. 4, pp. 495 – 528, 2008 (see <http://policy.rutgers.edu/faculty/pucher/irresistible.pdf>).

¹¹ Jacobsen P. *Safety in numbers: more walkers and bicyclists, safer walking and bicycling*. Injury Prevention. vol. 9, pp. 205-9, 2003 (see <http://injuryprevention.bmj.com/content/9/3/205.abstract>).

¹² CTC's evidence of the "safety in numbers" effect in England is available as a brochure, a presentation and a Word document containing the full data, all downloadable from www.ctc.org.uk/safetyinnumbers.

¹³ Transport for London press release 18th June 2010 (see www.tfl.gov.uk/corporate/media/newscentre/archive/15820.aspx).



working for cycling

THE UK'S NATIONAL CYCLISTS' ORGANISATION

Cycle helmets: A summary of the evidence

¹⁴ Robinson D. *Safety in numbers in Australia: more walkers and bicyclists, safer walking and bicycling*. Health Promotion Journal of Australia, vol. 16 pp. 47-51 (see www.healthpromotion.org.au/journal/journal-downloads/article/hpia/20-hpia-vol-16-no-1-april-2005/212-safety-in-numbers-in-australia-more-walkers-and-bicyclists-safer-walking-and-bicycling).

¹⁵ Bryan-Brown K & Taylor S. *Cycle helmet wearing in 1996*. TRL, Report 286

(see

www.trl.co.uk/online_store/reports_publications/trl_reports/cat_road_user_safety/report_cycle_helmet_wearing_in_1996.htm).

¹⁶ European Conference of Transport Ministers. *National policies to promote cycling*. ECMT, 2004

(see www.oecdbookshop.org/oecd/display.asp?sf1=identifiers&st1=752004101P1).

¹⁷ DCMS (2002) *Game Plan* (London: DCMS), cited in SQW (2007) *Valuing the Benefits of Cycling* (London: Cycling England), p. 15

¹⁸ Foresight: *Tackling Obesities: Future Choices*. 2007

(see www.bis.gov.uk/foresight/our-work/projects/current-projects/tackling-obesities/reports-and-publications).

¹⁹ Cavill N & Davis A. *Cycling & health: what's the evidence*. Cycling England, 2007

(see www.ciltuk.org.uk/download/Cycling_Health_Full_Report.pdf).

²⁰ Tuxworth W et al. *Health, fitness, physical activity and morbidity of middle aged male factory workers*. British Journal of Industrial Medicine vol 43. pp 733-753, 1986.

²¹ Paffenbarger R et al. *Physical activity, all-cause mortality and longevity of college alumni*. New England Journal of Medicine, vol. 314(10) pp 605-613, 1986 (for abstract <http://www.nejm.org/doi/full/10.1056/NEJM198603063141003>)

²² Andersen L et al. *All-cause mortality associated with physical activity during leisure time, work, sports and cycling to work*. Archives of Internal Medicine, 160: 1621-1628, 2000 (see <http://www.ncbi.nlm.nih.gov/pubmed/10847255>).

²³ British Medical Association. *Cycling: towards health and safety*. Oxford University Press, 1992.

²⁴ Hillman M. *Cycling and the promotion of health*. Policy Studies vol. 14 pp49-58, 1993.

²⁵ DCMS (2002) *Game Plan* (London: DCMS), cited in SQW (2007) *Valuing the Benefits of Cycling* (London: Cycling England), p. 15

²⁶ Department of Health. www.dh.gov.uk/en/PublicHealth/Obesity/index.htm

²⁷ SQW (2007) *Valuing the Benefits of Cycling* (London: Cycling England), p. 15

²⁸ Chief Medical Officer *At least five a week*, p. 13. Department of Health, 2004

(see www.dh.gov.uk/en/Publicationsandstatistics/Publications/PublicationsPolicyAndGuidance/DH_4080994).

²⁹ Boyd H et al. *Health-related effects of regular cycling on a sample of previous non-exercisers: resume of main findings*. Bike for Your Life Project and CTC, 1998. Findings summarised in DETR (1999), *Cycling for better health*, Traffic Advisory Leaflet 12/99, DETR (see http://assets.dft.gov.uk/publications/tal-1999/TAL_12-991.pdf).

³⁰ Calculated from DfT 2010 figures for: pedestrians and pedal cyclists fatalities (*Reported Road Casualties in GB*, DfT (2011), www.dft.gov.uk/statistics/releases/road-accidents-and-safety-annual-report-2010, Table RAS30010); average distance walked and cycled (*National Travel Survey* (2011) www.dft.gov.uk/statistics/series/national-travel-survey, Table NTS0305).

³¹ CTC calculation from NTS0601 of DfT National Travel Survey 2009 and casualty data from Road Casualties Online.

³² Robinson D. *Head injuries and bicycle helmet laws*. Accident Analysis and Prevention, vol. 28, no. 4, pp463-475, 1996 (see www.cycle-helmets.com/robinson-head-injuries.pdf).

³³ Roberts I et al. *Pedalling health – health benefits of a modal transport shift*. South Australia, 1996, p. vii. Available at: http://safety.fhwa.dot.gov/ped_bike/docs/cyhealth.pdf

³⁴ Parkkari J et al. *Active living and injury risk*. International Journal of Sports Medicine, vol. 25 no. 3, pp209-216, 2004 (see www.ncbi.nlm.nih.gov/pubmed/15088246).

³⁵ Sport England. *Young people and sport in England: trends in participation 1994-2002*. 2003.

www.sportengland.org/research/idoc.ashx?docid=bd500823-2714-44c8-86cf-6e8290cb6ac3&version=2.

³⁶ Franklin JA & Chapman G. *Quantifying the risk of head injury to child cyclists in England: an analysis of hospital admissions data*. Bicycle Helmet Research Foundation 2005. www.cyclehelmets.org/1148.html.

³⁷ Parslow R et al. *Epidemiology of traumatic brain injury in children receiving intensive care in the UK*. Archives of Disease in Childhood, vol. 90 pp1182-1187, 2005 (see <http://adc.bmj.com/content/90/11/1182.full.pdf>).

³⁸ Berry J & Harrison J. *Serious injury due to land transport accidents, Australia 2003-4*. Australian Institute of Health and Welfare, Flinders Uni., Adelaide, 2007 (www.nisu.flinders.edu.au/pubs/reports/2007/injcat107.php).

³⁹ Krag T. *Cycling, safety and health*. European Cyclists' Federation, (see <http://www.copenhageneize.com/2011/04/cycling-safety-health-by-thomas-krag.html>).

⁴⁰ See www.euro.who.int/HEAT

⁴¹ De Jong P. *The health benefit of bicycle helmet laws*. Social Sciences Research Network, 2009 (since replaced by De Jong P. *The health impact of mandatory bicycle helmet laws*. Social Science Research Network, 2010 (see http://papers.ssrn.com/sol3/papers.cfm?abstract_id=1368064).



working for cycling

THE UK'S NATIONAL CYCLISTS' ORGANISATION

Cycle helmets: A summary of the evidence

- ⁴² De Jong P. *The health impact of mandatory bicycle helmet laws* (as published in *Risk Analysis*, March 2012). <http://onlinelibrary.wiley.com/doi/10.1111/j.1539-6924.2011.01785.x/abstract>
- ⁴³ Glanville H & Harrison N. *Cycle helmets*. British Medical Association, 1999.
- ⁴⁴ Erke A & Elvik R. *Making Vision Zero real: preventing pedestrian accidents and making them less severe*. TØI (Institute for Transport Economics) report 889/2007. Oslo, 2007 (see www.toi.no/article19378-29.html).
- ⁴⁵ Robinson D. *No clear evidence from countries that have enforced the wearing of helmets*. www.bmj.com/content/332/7543/722.2.full.
- ⁴⁶ Hewson P. *Cycle helmets and road casualties in the UK*. *Traffic Injury Prevention*, vol. 6 no. 2 pp127-134, 2005 (see <http://journalonline.tandf.co.uk/openurl.asp?genre=article&id=doi:10.1080/15389580590931590>).
- ⁴⁷ Hewson P. *Investigating population level trends in head injuries amongst child cyclists in the UK*. *Accident Analysis & Prevention* vol. 37 no. 5 pp807-815, 2005 (see <http://dx.doi.org/10.1016/j.aap.2005.03.020>).
- ⁴⁸ Hynd D et al. *The potential for cycle helmets to prevent injury - a review of the evidence*. TRL research report PPR 446, 2009 (www.trl.co.uk/online_store/reports_publications/trl_reports/cat_road_user_safety/report_the_potential_for_cycle_helmet_s_to_prevent_injury_a_review_of_the_evidence.htm).
- ⁴⁹ King M & Fraine G. *Bicycle helmet legislation and enforcement in Queensland 1991-3: Effects on helmet wearing and crashes*. Road User Behaviour Section, Queensland Transport, June 1993.
- ⁵⁰ Macpherson A. et al. *Economic disparity in bicycle helmet use by children six years after the introduction of legislation*. *Injury Prevention* vol. 12, pp. 231-235, 2006 (see <http://injuryprevention.bmj.com/content/12/4/231.full.pdf>).
- ⁵¹ Farley C et al. *The Effects of a 4-Year Program Promoting Bicycle Helmet Use Among Children in Quebec*. *American Journal of Public Health*, vol. 85, pp. 46-51, 1995, (see www.ncbi.nlm.nih.gov/pmc/articles/PMC1380359/).
- ⁵² Kendrick D & Royal S. *Inequalities in cycle helmet use: cross sectional survey in schools in deprived areas of Nottingham*. *Archives of Disease in Childhood*, vol. 88, no. 10, pp. 876-880, 2003 (see <http://www.ncbi.nlm.nih.gov/pmc/articles/PMC1719320/pdf/v088p00876.pdf>).
- ⁵³ Sustrans Bike It Officer
- ⁵⁴ Transport Research Laboratory (2009) *Cycle Helmet Wearing in 2008* Department for Transport TRL Report PPR420.
- ⁵⁵ Great Britain figures from Department for Transport National Travel Survey, 2005.
- ⁵⁶ London Analytics. *Gender and critical mass*. LA Research Journal, 2005 (<http://www.londonanalytics.info/research-journal/LARJ001s.pdf>)
- ⁵⁷ See: <http://cyclehelmets.org/1207.html?NKey=37>
- ⁵⁸ Hendrie D et al. *An Economic Evaluation of the Mandatory Bicycle Helmet Legislation in Western Australia*. Road Accident Prevention Research Unit, University of Western Australia (see <http://ors.wa.gov.au/Documents/cyclists-report-evaluationofhelmets.aspx>).
- ⁵⁹ Taylor M & Scuffham P. *New Zealand bicycle helmet law-do the costs outweigh the benefits?* *Injury Prevention*, vol. 8 pp317-320, 2002 (see <http://injuryprevention.bmj.com/content/8/4/317.full>).
- ⁶⁰ Robinson D. *Cost and benefits of the New Zealand helmet law*. Bicycle Helmet Research Foundation, undated (see <http://www.cyclehelmets.org/1237.html>).
- ⁶¹ De Jong P. *The health impact of mandatory bicycle helmet laws* (as published in *Risk Analysis*, March 2012). <http://onlinelibrary.wiley.com/doi/10.1111/j.1539-6924.2011.01785.x/abstract>
- ⁶² Department for Transport. *Active Travel Strategy*, 2010 (see http://www.dh.gov.uk/prod_consum_dh/groups/dh_digitalassets/documents/digitalasset/dh_113104.pdf).
- ⁶³ Hillman M. *Cycling and the promotion of health*. *Policy Studies* vol. 14 pp49-58, 1993.
- ⁶⁴ Knowles J et al. *Collisions involving pedal cyclists on Britain's roads: establishing the causes*. TRL report PPR 445, 2009 (see www.trl.co.uk/online_store/reports_publications/trl_reports/cat_road_user_safety/report_collisions_involving_pedal_cyclists_on_britain_s_roads_establishing_the_causes.htm).
- ⁶⁵ A list of studies indicating positive results for helmet effectiveness is at www.cyclehelmets.org/1147.html.
- ⁶⁶ Robinson D. *No clear evidence from countries that have enforced the wearing of helmets*. *British Medical Journal* vol. 332, p722, 2006 (see www.cycle-helmets.com/robinson-bmj.pdf).
- ⁶⁷ Hewson P. *Cycle helmets and road casualties in the UK*. *Traffic Injury Prevention*, vol. 6 no. 2 pp127-134, 2005 (see <http://journalonline.tandf.co.uk/openurl.asp?genre=article&id=doi:10.1080/15389580590931590>).
- ⁶⁸ Hewson P. *Investigating population level trends in head injuries amongst child cyclists in the UK*. *Accident Analysis & Prevention* vol. 37 no. 5 pp807-815, 2005 (see <http://dx.doi.org/10.1016/j.aap.2005.03.020>).
- ⁶⁹ See <http://www.cyclehelmets.org/1052.html>.
- ⁷⁰ See reference 66.
- ⁷¹ Robinson D. *Changes in head injury with the New Zealand bicycle helmet law*. *Accident Analysis and Prevention* vol. 33 pp. 687-691 (see www.cycle-helmets.com/AAP2001DLRNZHI.pdf).
- ⁷² Perry N. *The bicycle helmet legislation. curse or cure?* University of Canterbury, 2001 (see http://archived.ccc.govt.nz/recreation/cycling/conference/2001/HeadsandHardSurfacesPresentation_Perry.pdf).



working for cycling

THE UK'S NATIONAL CYCLISTS' ORGANISATION

Cycle helmets: A summary of the evidence

- ⁷³ Robinson D. *Head injuries and bicycle helmet laws*. Accident Analysis and Prevention, vol. 28, no. 4, pp463-475, 1996. (see www.cycle-helmets.com/robinson-head-injuries.pdf , table 3).
- ⁷⁴ LeBlanc et al. *Effect of legislation on the use of bicycle helmets*. Canadian Medical Association Journal, vol. 166 no.5, pp592-5, 2002 (see www.cmaj.ca/cgi/content/full/166/5/592). See also online comment from M Wardlaw: www.cmaj.ca/cgi/eletters/166/5/592#38.
- ⁷⁵ Robinson D, 1996 (see reference 73).
- ⁷⁶ Parliamentary Advisory Council on Transport Safety. *Cycle helmet use and effectiveness*. PACTS Parliamentary briefing PB05/04 (see www.pacts.org.uk/docs/pdf-bank/cyclehelmets.pdf).
- ⁷⁷ Walker B. *Heads up*. Cycle magazine, June/July 2005 (see www.cyclehelmets.org/papers/c2023.pdf).
- ⁷⁸ Walker B. *Helmet standards and capabilities*. Bicycle Helmet Research Foundation, 2004 (see www.cyclehelmets.org/1081.html).
- ⁷⁹ See for instance the Bell helmet instructions quoted at www.chapmancentral.co.uk/wiki/Bell_instructions.
- ⁸⁰ Erke A & Elvik R. *Making Vision Zero real: preventing pedestrian accidents and making them less severe*. TØI (Institute for Transport Economics) report 889/2007. Oslo, 2007 (see www.toi.no/article19378-29.html).
- ⁸¹ Taylor S & Halliday M. *Cycle helmet wearing in Britain*. TRL report 156, 1996 (see www.trl.co.uk/800/search.asp)
- ⁸² Halliday M et al. *Attitudes to cycle helmets – a qualitative study*. TRL report 154, 1996 (see [www.trl.co.uk/online_store/reports_publications/trl_reports/cat_road_user_safety/report_attitudes_to_cycle_helmets - a qualitative study.htm](http://www.trl.co.uk/online_store/reports_publications/trl_reports/cat_road_user_safety/report_attitudes_to_cycle_helmets_-_a_qualitative_study.htm))
- ⁸³ Adams J. *Risk*. UCL Press, London 1995.
- ⁸⁴ Morongiello B et al. *Understanding children's injury risk behaviour: wearing safety gear can lead to increased risk taking*. Accident Analysis and Prevention vol.39(3) pp619-23, 2007 (see <http://linkinghub.elsevier.com/retrieve/pii/S0001457506001825>).
- ⁸⁵ Walker I. *Drivers overtaking bicyclists: Objective data on the effects of riding position, helmet use, vehicle type and apparent gender*. Accident Analysis & Prevention vol. 39, Issue 2, 2007, pp 417-425 (see <http://linkinghub.elsevier.com/retrieve/pii/S0001457506001540>).
- ⁸⁶ Curnow W. *The efficacy of bicycle helmets against brain injury*. Accident Analysis and Prevention vol. 35 pp287-292, 2003 (see <http://dx.doi.org/10.1016/S0001-4575%2802%2900012-X>).
- ⁸⁷ Elvik R. *Publication bias and time-trend bias in meta-analysis of bicycle helmet efficacy: A re-analysis of Attewell, Glase and McFadden, 2001*. Accident Analysis and Prevention, article in press, 2011 (see <http://dx.doi.org/10.1016/j.aap.2011.01.007>).
- ⁸⁸ St Clair V & Chinn B. *Assessment of current bicycle helmets for the potential to cause rotational injury*. TRL Project Report PPR213, 2007 (see www.trl.co.uk/online_store/reports_publications/trl_reports/cat_road_user_safety/report_assessment_of_current_bicycle_helmets_for_the_potential_to_cause_rotational_injury.htm).
- ⁸⁹ Walker B. *Helmet standards and capabilities*. Bicycle Helmet Research Foundation, 2004 (see www.cyclehelmets.org/1081.html).
- ⁹⁰ Parkinson G. *Bicycle helmet assessment during well visits reveals severe shortcomings in condition and fit*. Pediatrics vol. 112 issue 2, pp 320-323, 2003 (see <http://pediatrics.aappublications.org/cgi/content/full/112/2/320>).
- ⁹¹ Byard RW et al. *Bicycle helmets and accidental asphyxia in childhood*. Medical Journal of Australia, MJA 2011;194(1):49. 2011. See also www.cyclehelmets.org/1227.html.
- ⁹² Sydney Morning Herald, 3.1.2011. *Playing in helmets is dangerous* (see www.smh.com.au/national/playing-in-helmets-is-dangerous-20110102-19d2h.html).
- ⁹³ For listing of other sources, see www.cyclehelmets.org/1227.html.
- ⁹⁴ Ioannidis J. *Contradicted and initially stronger effects in highly cited clinical research*. Journal of the American Medical Association, vol. 294 no. 2, pp218-228, 2005 (see <http://jama.ama-assn.org/cgi/content/abstract/294/2/218>).
- ⁹⁵ See www.cyclehelmets.org/1134.html for references and commentary.
- ⁹⁶ Thompson R et al. *A case control study of the effectiveness of bicycle safety helmets*. New England Journal of Medicine, 1989 v320 n21 p1361-7. 1989 (see <http://www.ncbi.nlm.nih.gov/pmc/articles/PMC1405121/> . For commentaries see www.cyclehelmets.org/1068.html and www.cyclehelmets.org/1131.html).
- ⁹⁷ Macpherson A. et al. *Economic disparity in bicycle helmet use by children six years after the introduction of legislation*. Injury Prevention vol. 12, pp. 231-235, 2006 (see <http://injuryprevention.bmj.com/content/12/4/231.full.pdf>). For commentary see www.cyclehelmets.org/1178.html
- ⁹⁸ Guiseppi et al. *Bicycle helmet use by children: evaluation of a community wide helmet campaign*. Journal of the American Medical Association vol. 262 pp2256-226, 1989 (see <http://jama.ama-assn.org/content/262/16/2256.abstract>).



working for cycling

THE UK'S NATIONAL CYCLISTS' ORGANISATION

Cycle helmets: A summary of the evidence

⁹⁹ D Kendrick D & Royal S. *Inequalities in cycle helmet use: cross sectional survey in schools in deprived areas of Nottingham*. Archives of Disease in Childhood vol. 88 pp876-880, 2003 (see

<http://adc.bmj.com/content/88/10/876.full>

¹⁰⁰ Edwards P et al. *Serious injuries in children: variation by area deprivation and settlement type*. Archives of Disease in Childhood vol. 93 pp485-489, 2008 (see <http://adc.bmj.com/content/93/6/485.abstract>).

¹⁰¹ Road Safety Analysis. *Child Casualties 2010: A study into resident risk of children on roads in Great Britain 2004-08*. RSA, 2010 (see www.roadsafetyanalysis.org/wp-content/uploads/2010/08/Child-Casualty-Report-2010.pdf).

¹⁰² White D et al. *Road accidents and children living in disadvantaged areas: a literature review*. Scottish Executive Research Unit, 2000 (see www.scotland.gov.uk/Resource/Doc/156570/0042052.pdf).

¹⁰³ Robinson D. *Head injuries and helmet laws in Australia and New Zealand*. Bicycle Helmet Research Foundation, undated (see <http://cyclehelmets.org/1241.html>).

¹⁰⁴ Chipman M. *Hats off (or not?) to helmet legislation*. Canadian Medical Association Journal vol. 166 (5), p. 602, 2002

(see www.cmaj.ca/cgi/reprint/166/5/602).

¹⁰⁵ Wardlaw M. *Butting heads over bicycle helmets*. Canadian Medical Association Journal vol. 167 (4), pp. 337-338 (see www.cmaj.ca/cgi/reprint/167/4/337-b).

¹⁰⁶ Macpherson A et al. *Mandatory helmet legislation and children's exposure to cycling*. Injury Prevention vol. 7 pp. 228-230, 2001 (see <http://injuryprevention.bmj.com/content/7/3/228.full>).

¹⁰⁷ Burdett A. *Butting heads over bicycle helmets*. Canadian Medical Association Journal e-letter, 2002 (see www.cmaj.ca/cgi/eletters/167/4/338#150).

¹⁰⁸ Wardlaw M. *Timely release of information is important*. E-letter, 2006 (see http://injuryprevention.bmj.com/content/12/4/231.abstract/reply#injuryprev_el_1600).

¹⁰⁹ Robinson D. *Helmet laws and cycle use*. Injury Prevention, vol. 9 pp. 380-381, 2003 (see <http://injuryprevention.bmj.com/content/9/4/380.full>).

¹¹⁰ BMA Board of Science. *Legislation for the compulsory wearing of cycle helmets*. BMA 2004, now withdrawn. For critiques see www.ctc.org.uk/resources/Campaigns/0506CTCBMApositionpapercritiqueBrf.doc and www.cyclehelmets.org/1101.html.

¹¹¹ Macpherson A et al. *Impact of mandatory helmet legislation on bicycle-related head injuries in children: a population-based study*. Pediatrics vol. 110(5), p60, 2002 (see <http://pediatrics.aappublications.org/cgi/content/full/110/5/e60>).

¹¹² Canadian Institute for Health Information, 2003 (see <http://www.cmaj.ca/content/168/10/1313.1.full.pdf>).

¹¹³ Robinson D. *Timely reporting, concurrent comparisons and common sense*. E-letter, 2008 (see http://injuryprevention.bmj.com/content/12/4/231.abstract/reply#injuryprev_el_1600).

¹¹⁴ Thompson D et al. *Helmets for preventing head and facial injuries in bicyclists*. Cochrane Database Syst Rev, 2002 (see www.cochrane.org/reviews/en/ab001855.html).

¹¹⁵ Robinson D, *Effectiveness of bicycle helmets in decreasing head and face injury*. BHRF, 2000. For other commentaries of this Cochrane review see <http://dx.doi.org/10.1016/j.aap.2005.01.009> and www.cyclehelmets.org/1069.html.

¹¹⁶ Attewell R et al. *Bicycle helmet efficacy: a meta-analysis*. Accident Analysis & Prevention, vol. 33 no. 3 pp345-52, 2001 (see <http://www.ncbi.nlm.nih.gov/pubmed/11235796>). It has been criticised by Curnow W, 2003 (ref 86) and by Elvik R, 2011 (ref 87).

¹¹⁷ Towner E et al. *Bicycle helmets - a review of their effectiveness: a critical review of the literature*. Department for Transport, Road Safety Research Report RSRR30 (see www.dft.gov.uk/pgr/roadsafety/research/rsrr/theme1/bicyclehelmetsreviewofeffect4726). For commentary see www.cyclehelmets.org/1067.html.

¹¹⁸ Macpherson A & Spinks A. *Bicycle helmet legislation for the uptake of helmet use and prevention of head injuries*. Cochrane Database of Systematic Reviews, Issue 3. Art. No.: CD005401, 2007 (see www.cochrane.org/reviews/en/ab005401.html). For commentary see www.cyclehelmets.org/1181.html.

¹¹⁹ Hynd D et al. *The potential for cycle helmets to prevent injury - a review of the evidence*. TRL research report PPR 446, 2009 (see www.trl.co.uk/online_store/reports_publications/trl_reports/cat_road_user_safety/report_the_potential_for_cycle_helmets_to_prevent_injury_a_review_of_the_evidence.htm).

¹²⁰ Department for Transport response to Freedom of Information request, February 2011 (publication awaited).