



Market Observatory for Energy	EUROPEAN COMMISSION Directorate General Energy and Transport	Prix en vigueur au Prices in force on Preise geltend am 29/06/2009
	Prix à la consommation des produits pétroliers hors droits et taxes Consumer prices of petroleum products net of duties and taxes Verbraucherpreise für Mineralölzeugnisse ohne Abgaben und Steuern	


En/In EURO					
	Euro-super 95 (I) 1000L	Gas oil automobile Automotive gas oil Dieselkraftstoff (I) 1000L	Gas oil de chauffage Heating gas oil Heizöl (II) 1000L	Fuel oil - Schweres Heizöl (III) Soufre <= 1% Sulphur <= 1% Schwefel <= 1% t	Fuel oil - Schweres Heizöl (III) Soufre > 1% Sulphur > 1% Schwefel > 1% t
Austria	433.65	452.40	429.32	306.00	
Belgium	499.65	457.03	427.79	286.97	
Bulgaria	444.83	414.15	388.59		322.12
Cyprus	507.68	476.20	431.67	380.92	
Czech Republic	495.27	503.83	394.28	259.34	
Denmark	500.25	475.67	491.84	310.62	
Estonia	460.84	443.88	450.48		
Finland	493.14	496.50	434.53	440.25	
France	451.24	431.63	438.72	322.27	316.33
Germany	456.00	455.23	425.04	273.50	
Greece	458.73	536.65	422.99	348.26	
Hungary	494.87	503.36	503.36	314.26	
Ireland	439.13	442.87	547.01	247.24	
Italy	512.22	495.02	481.96	318.41	
Latvia	483.59	450.98	450.98		146.81
Lithuania	457.78	454.59	409.64		280.22
Luxembourg	473.39	467.32	428.87		
Malta	493.93	472.68	420.16		323.98
Netherlands	468.23	444.76	359.00	276.49	
Poland	472.65	453.29	406.51	329.18	270.24
Portugal	516.22	501.42	455.07	411.04	
Romania	440.22	456.24	346.29	351.25	
Slovakia	468.69	469.95	364.30	225.00	218.36
Slovenia	459.62	433.79	397.17	303.00	
Spain	497.89	481.91	417.88	334.65	
Sweden	415.25	450.31	408.62	366.29	
United Kingdom	419.95	437.87	381.08		
CE/EC/EG EUR 27 (IV) Moyenne pondérée Weighted average Gewichteter Durchschnitt	462.33	462.06	431.87	331.49	298.40
CE/EC/EG Euro Area 16 (€) (V) Moyenne pondérée € Weighted average € Gewichteter Durchschnitt €	475.20	465.56	432.22	330.52	321.39

 Market Observatory for Energy	EUROPEAN COMMISSION Directorate General Energy and Transport	Prix en vigueur au Prices in force on Preise geltend am 29/06/2009
	Prix à la consommation des produits pétroliers droits et taxes compris Consumer prices of petroleum products inclusive of duties and taxes Verbraucherpreise für Mineralölzeugnisse einschließlich Abgaben und Steuern	

En/In EURO					
	Euro-super 95 (I)	Gas oil automobile Automotive gas oil Dieselkraftstoff (I)	Gasoil de chauffage Heating gas oil Heizöl (II)	Fuel oil - Schweres Heizöl (III) Soufre <= 1% Sulphur <= 1% Schwefel <= 1%	Fuel oil - Schweres Heizöl (III) Soufre > 1% Sulphur > 1% Schwefel > 1%
	1000L	1000L	1000L	t	t
Austria	1,102.00	1,006.00	645.90	373.70	
Belgium	1,347.00	980.00	540.00	301.97	
Bulgaria	954.09	865.12	834.44		348.71
Cyprus	939.60	841.69	652.17	405.82	
Czech Republic	1,130.86	1,054.61	567.22	277.48	
Denmark	1,328.18	1,073.02	980.08	655.76	
Estonia	967.62	913.30	603.97		
Finland	1,347.43	1,008.48	628.53	504.75	
France	1,264.70	1,028.00	592.40	340.77	334.83
Germany	1,321.50	1,101.50	578.80	298.50	
Greece	1,044.00	1,008.00	872.00	372.65	
Hungary	1,056.69	986.37	986.37	339.33	
Ireland	1,147.00	1,031.00	685.96	272.34	
Italy	1,291.46	1,101.62	1,062.21	349.80	
Latvia	1,049.66	949.76	571.59		162.51
Lithuania	1,061.72	933.87	512.63		295.28
Luxembourg	1,075.80	884.72	491.54		
Malta	1,060.00	950.00	610.00		339.00
Netherlands	1,391.00	1,021.00	724.00	309.00	
Poland	1,024.91	863.43	559.16	342.53	283.59
Portugal	1,319.00	1,039.00	707.00	426.34	
Romania	878.13	842.53	759.46	364.31	
Slovakia	1,170.00	1,132.00	462.27	251.55	244.91
Slovenia	1,106.00	1,059.00	590.00	355.52	
Spain	1,083.86	953.81	583.71	349.77	
Sweden	1,154.08	1,062.05	948.39	746.65	
United Kingdom	1,217.26	1,237.88	529.05		
CE/EC/EG EUR 27 (IV) Moyenne pondérée Weighted average Gewichteter Durchschnitt	1,218.11	1,041.89	639.79	379.77	314.48
CE/EC/EG Euro Area 16 (€) (V) Moyenne pondérée € Weighted average € Gewichteter Durchschnitt €	1,254.05	1,034.36	630.64	354.68	337.11

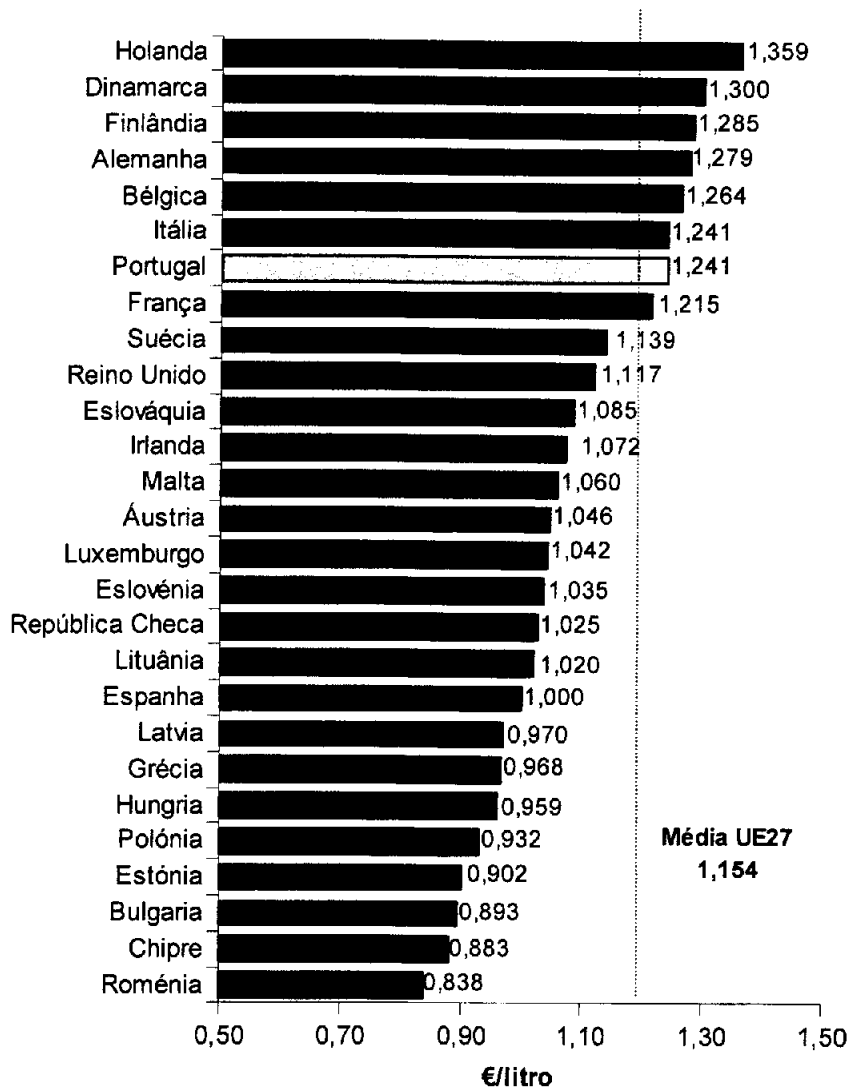
	EUROPEAN COMMISSION Directorate General Energy and Transport	Prix en vigueur au Prices in force on Preise geltend am 22/06/2009
	Prix à la consommation des produits pétroliers hors droits et taxes Consumer prices of petroleum products net of duties and taxes Verbraucherpreise für Mineralölerzeugnisse ohne Abgaben und Steuern	

En/In EU RO					
	Euro-super 95 (I)	Gas oil automobile Automotive gas oil Dieselkraftstoff (I)	Gas oil de chauffage Heating gas oil Heizöl (II)	Fuel oil - Schweres Heizöl (III) Soufre <= 1% Sulphur <= 1% Schwefel <= 1%	Fuel oil - Schweres Heizöl (III) Soufre > 1% Sulphur > 1% Schwefel > 1%
	1000L	1000L	1000L	t	t
Austria	461.99	460.74	434.90	311.00	
Belgium	499.65	457.03	427.79	286.97	
Bulgaria	456.08	424.89	399.33		332.34
Cyprus	507.72	476.20	431.67	380.92	
Czech Republic	484.44	497.68	406.96	256.89	
Denmark	533.69	484.39	500.56	317.42	
Estonia	472.59	439.54	439.38		
Finland	514.65	502.02	434.53	439.38	
France	473.40	439.91	442.98	330.16	323.38
Germany	487.52	464.05	440.75	279.00	
Greece	508.58	531.23	436.20	352.13	
Hungary	488.37	488.13	488.13	280.49	
Ireland	391.20	420.55	555.04	250.12	
Italy	532.72	508.74	494.48	336.61	
Latvia	486.15	453.37	453.37		147.59
Lithuania	486.31	465.53	422.78		283.33
Luxembourg	499.10	452.90	428.87		
Malta	493.93	472.68	420.16		323.98
Netherlands	469.91	442.24	350.60	275.49	
Poland	454.61	434.09	409.16	305.11	268.41
Portugal	508.72	491.42	445.25	392.74	
Romania	439.51	455.50	345.73	350.69	
Slovakia	449.37	452.30	364.30	225.00	218.36
Slovenia	459.62	433.79	397.17	303.00	
Spain	512.52	488.42	419.54	332.26	
Sweden	436.16	456.11	407.06	370.81	
United Kingdom	417.87	439.64	391.40		
CE/EC/EG EUR 27 (IV) Moyenne pondérée Weighted average Gewichteter Durchschnitt	475.17	466.25	439.60	333.32	300.05
CE/EC/EG Euro Area 16 (€) (V) Moyenne pondérée € Weighted average € Gewichteter Durchschnitt €	494.83	471.87	440.42	332.82	322.51

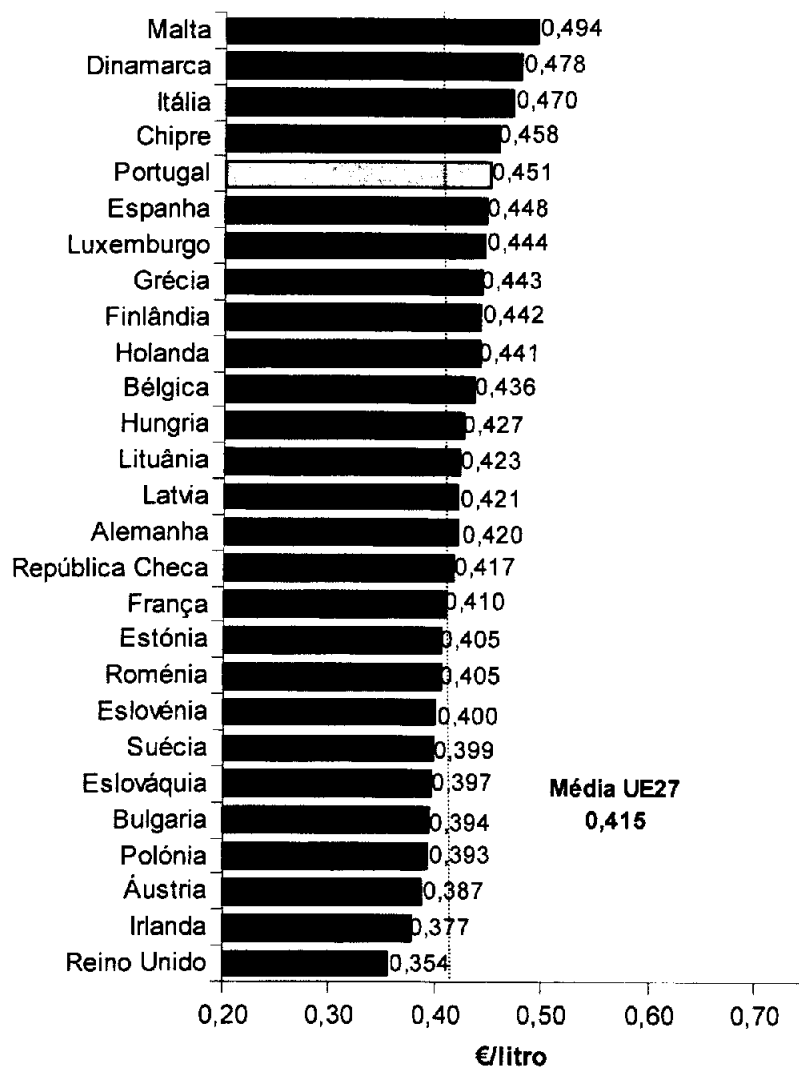
	EUROPEAN COMMISSION Directorate General Energy and Transport	Prix en vigueur au Prices in force on Preise geltend am 22/06/2009
	Prix à la consommation des produits pétroliers droits et taxes compris Consumer prices of petroleum products inclusive of duties and taxes Verbraucherpreise für Mineralölerzeugnisse einschließlich Abgaben und Steuern	

En/In EURO					
	Euro-super 95 (I)	Gas oil automobile Automotive gas oil Dieselkraftstoff (I)	Gasoil de chauffage Heating gas oil Heizöl (II)	Fuel oil - Schweres Heizöl (III) Soufre <= 1% Sulphur <= 1% Schwefel <= 1%	Fuel oil - Schweres Heizöl (III) Soufre > 1% Sulphur > 1% Schwefel > 1%
	1000L	1000L	1000L	t	t
Austria	1,136.00	1,016.00	652.60	378.70	
Belgium	1,347.00	980.00	540.00	301.97	
Bulgaria	967.58	878.00	847.33		358.93
Cyprus	939.64	841.69	652.17	405.82	
Czech Republic	1,117.99	1,047.31	582.31	275.03	
Denmark	1,370.16	1,084.04	991.08	662.65	
Estonia	981.49	908.18	590.86		
Finland	1,373.67	1,015.21	628.53	503.88	
France	1,291.20	1,037.90	597.50	348.66	341.88
Germany	1,359.00	1,112.00	597.50	304.00	
Greece	1,043.00	1,002.00	888.00	376.59	
Hungary	1,044.90	964.79	964.79	305.35	
Ireland	1,089.00	1,004.00	695.07	275.22	
Italy	1,316.06	1,118.09	1,077.23	368.00	
Latvia	1,055.24	954.81	574.62		163.37
Lithuania	1,095.68	946.88	528.27		298.39
Luxembourg	1,105.37	868.14	491.54		
Malta	1,060.00	950.00	610.00		339.00
Netherlands	1,393.00	1,018.00	714.00	308.00	
Poland	1,000.22	838.16	562.02	318.37	281.67
Portugal	1,310.00	1,027.00	696.00	408.04	
Romania	876.71	841.17	758.24	363.72	
Slovakia	1,147.00	1,111.00	462.27	251.55	244.91
Slovenia	1,106.00	1,059.00	590.00	355.52	
Spain	1,100.82	961.35	586.19	347.36	
Sweden	1,168.03	1,059.71	938.03	743.87	
United Kingdom	1,220.20	1,245.23	540.82		
CE/EC/EG EUR 27 (IV) Moyenne pondérée Weighted average Gewichteter Durchschnitt	1,231.40	1,047.10	648.88	381.18	316.10
CE/EC/EG Euro Area 16 (€) (V) Moyenne pondérée € Weighted average € Gewichteter Durchschnitt €	1,273.73	1,041.88	640.45	356.99	338.24

PMVP da Gasolina IO95 Média do 2.º Trimestre 2009

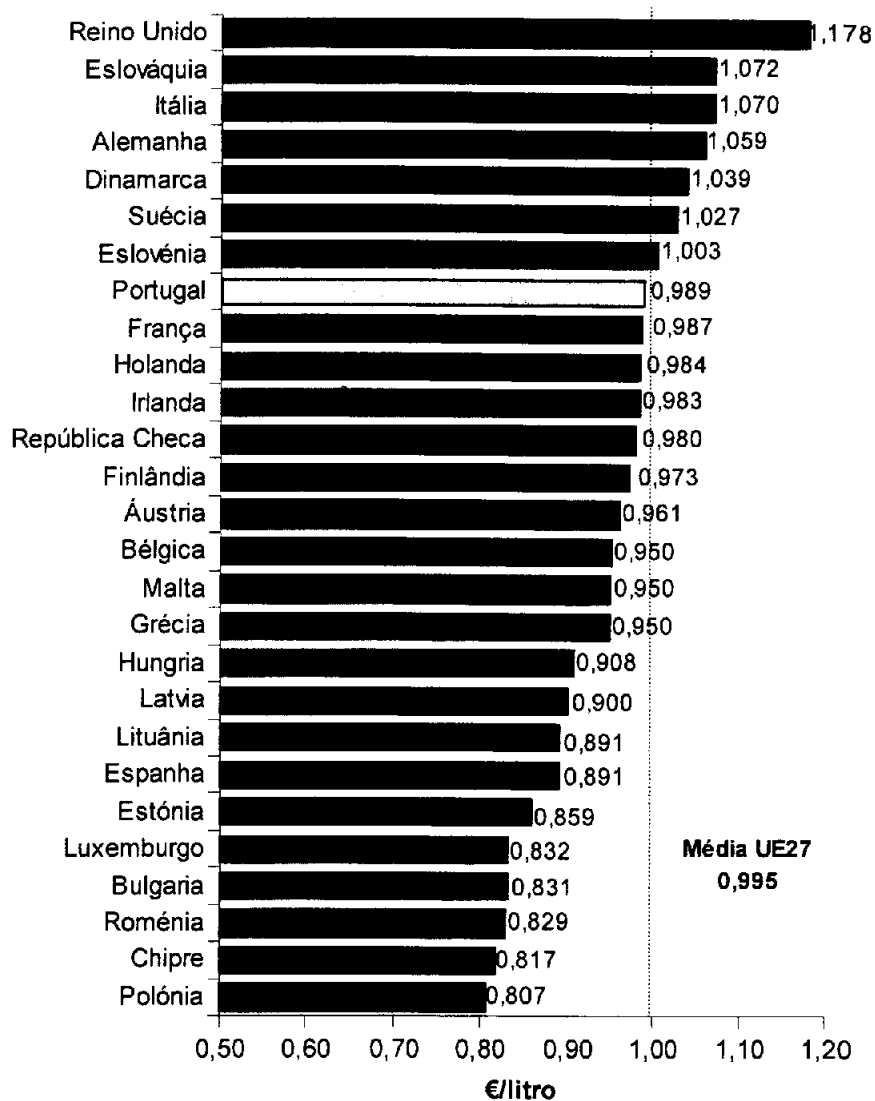


PMAI da Gasolina IO95
Média do 2.º Trimestre 2009



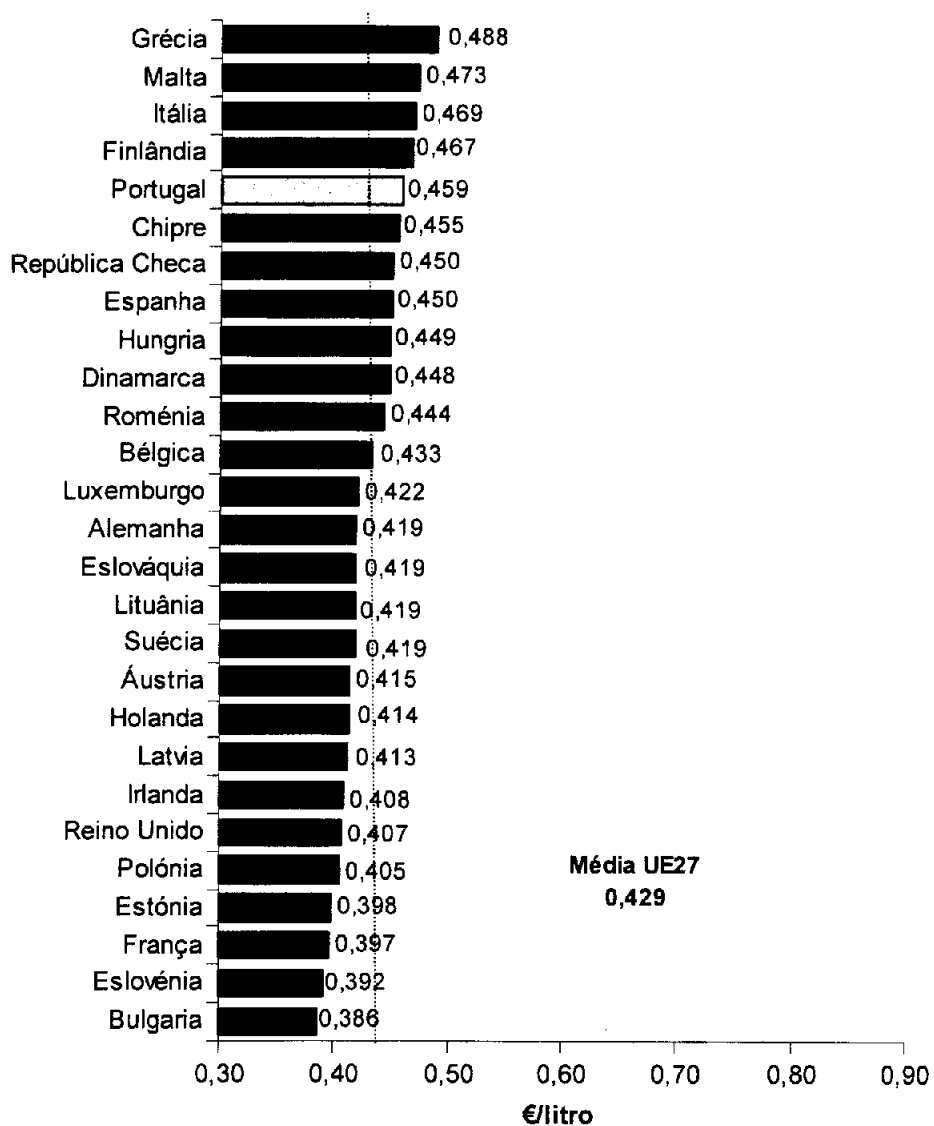
PMVP do Gasóleo

Média do 2.º Trimestre 2009



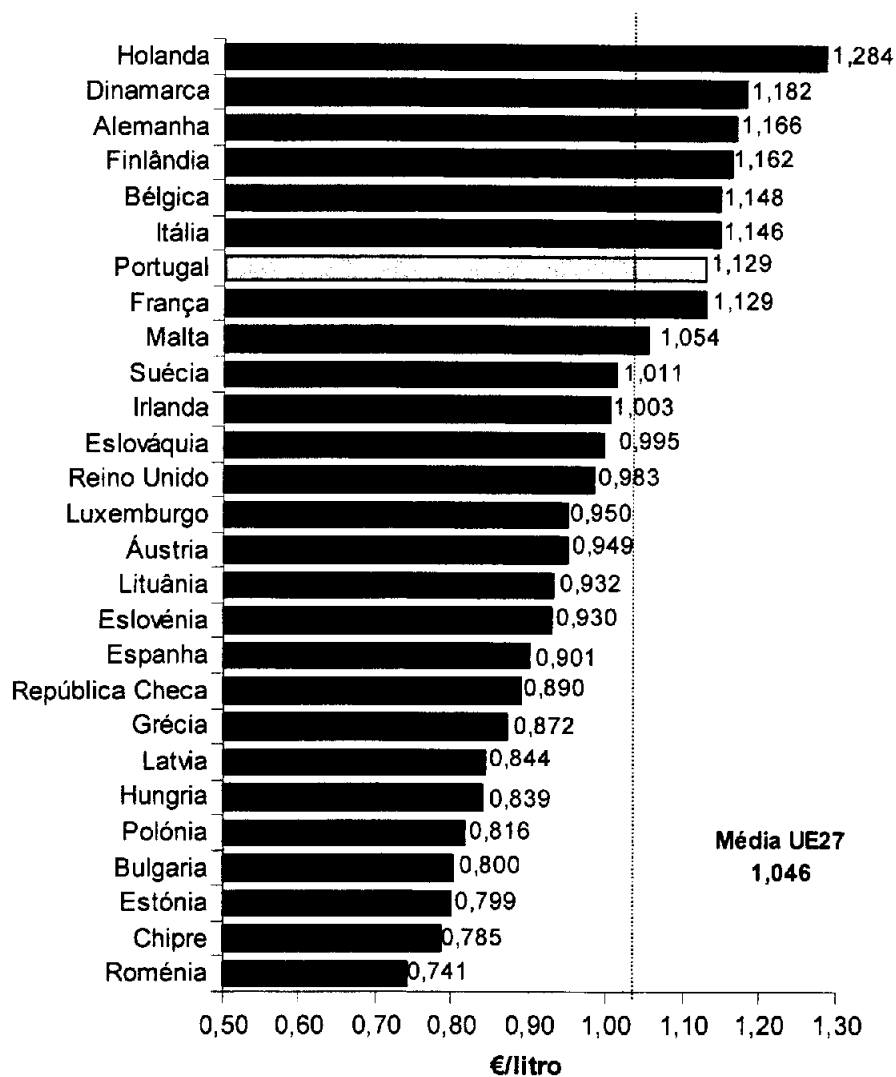
PMAI do Gasóleo

Média do 2.º Trimestre 2009

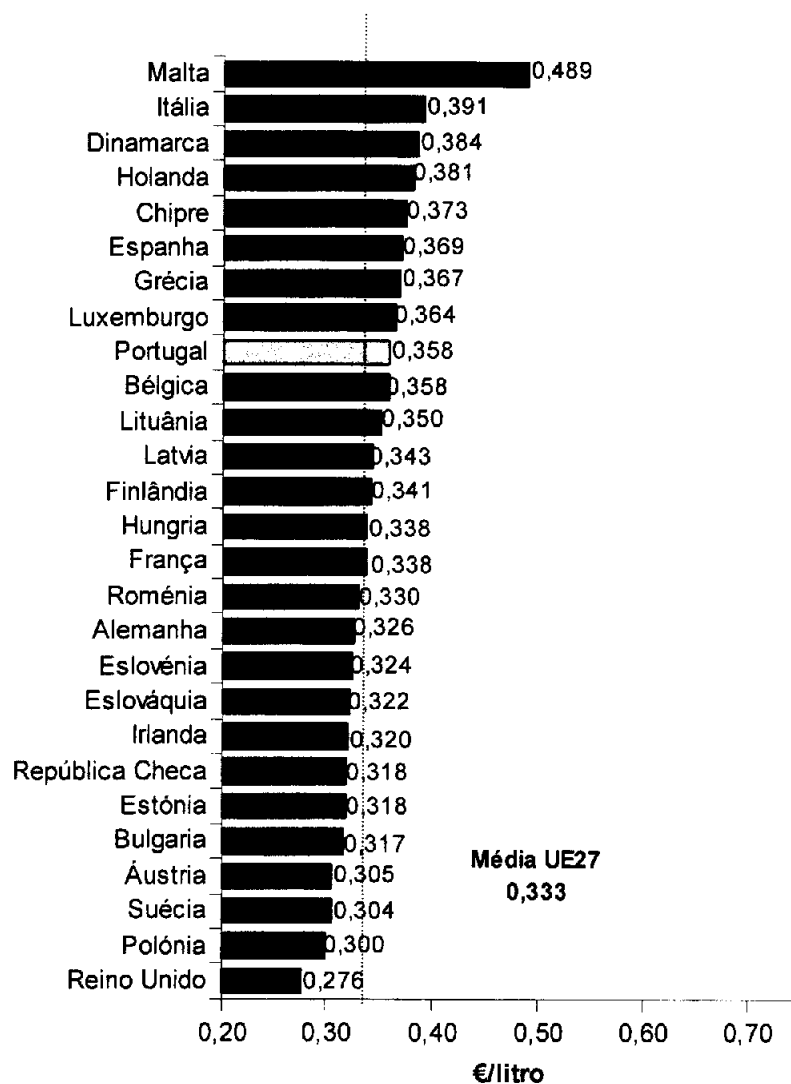


PMVP da Gasolina IO95

Média do 1.º Trimestre 2009

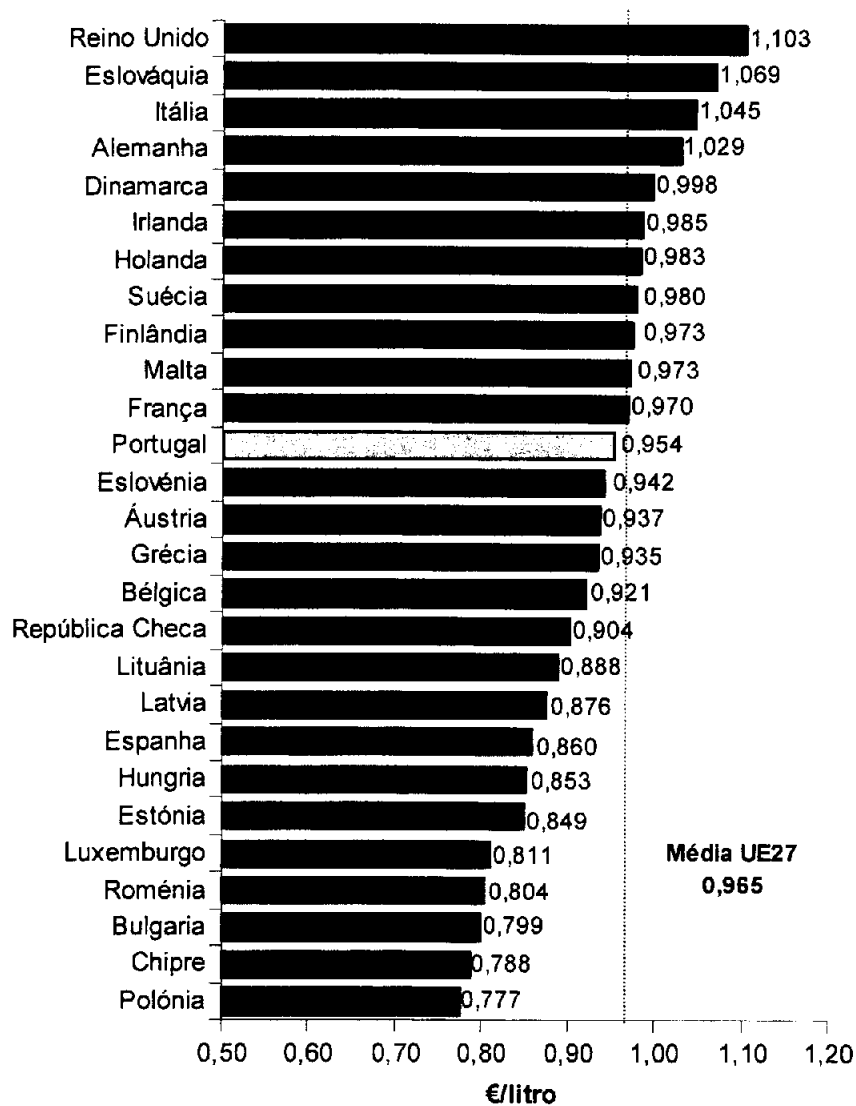


PMAI da Gasolina IO95
Média do 1.º Trimestre 2009



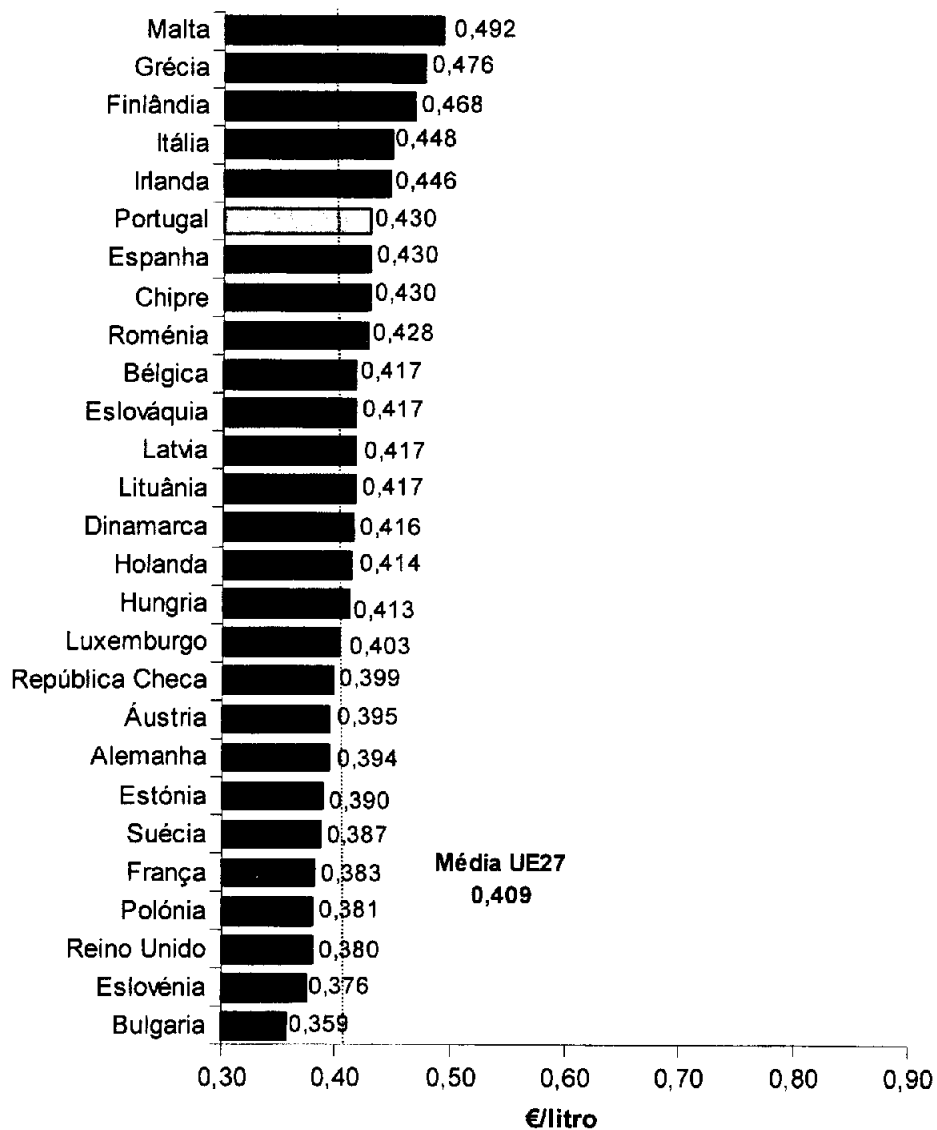
PMVP do Gasóleo

Média do 1.º Trimestre 2009



PMAI do Gasóleo

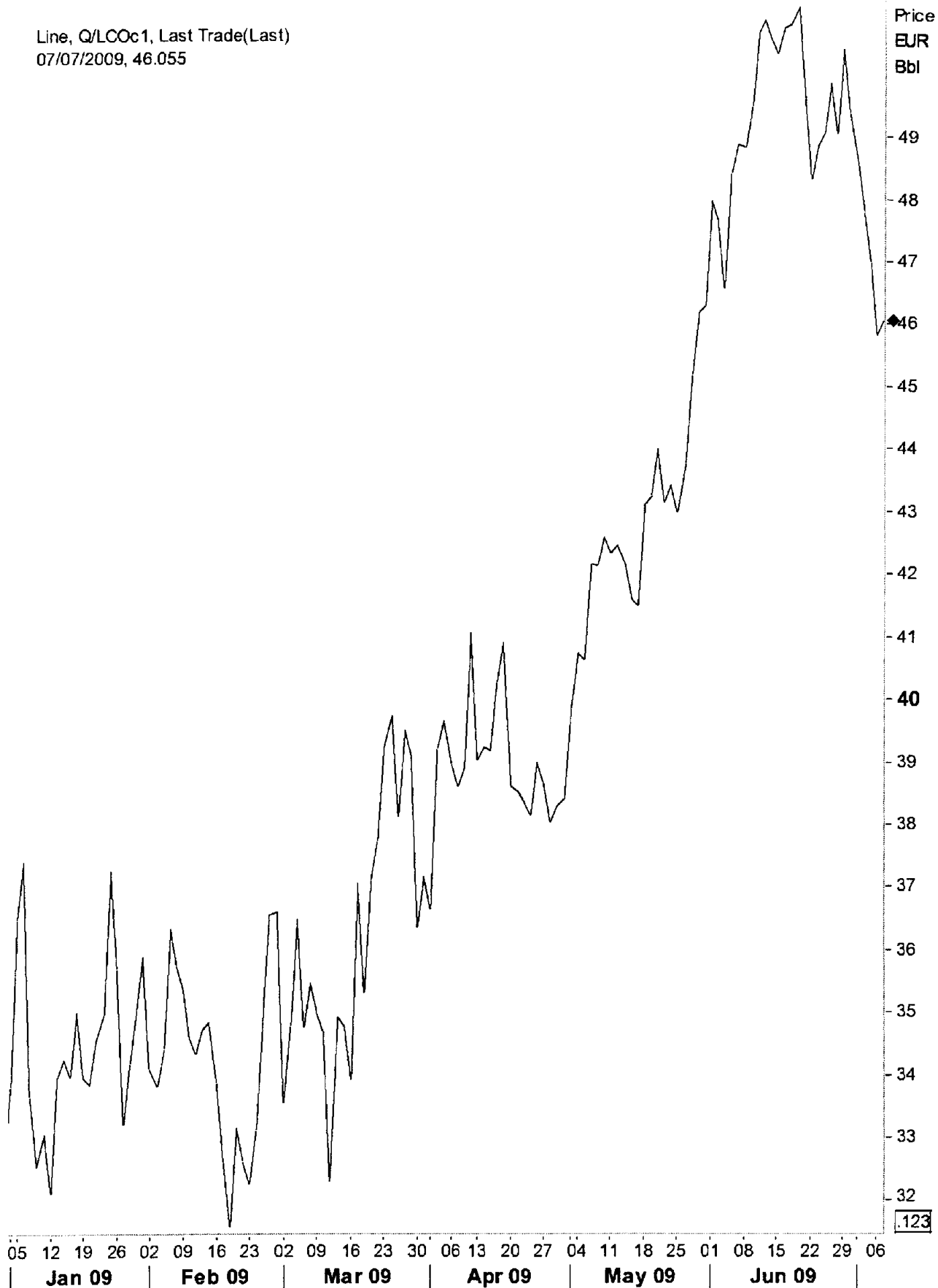
Média do 1.º Trimestre 2009



Daily Q/LCOc1

02/01/2009 - 07/07/2009 (LON)

Line, Q/LCOc1, Last Trade(Last)
07/07/2009, 46.055

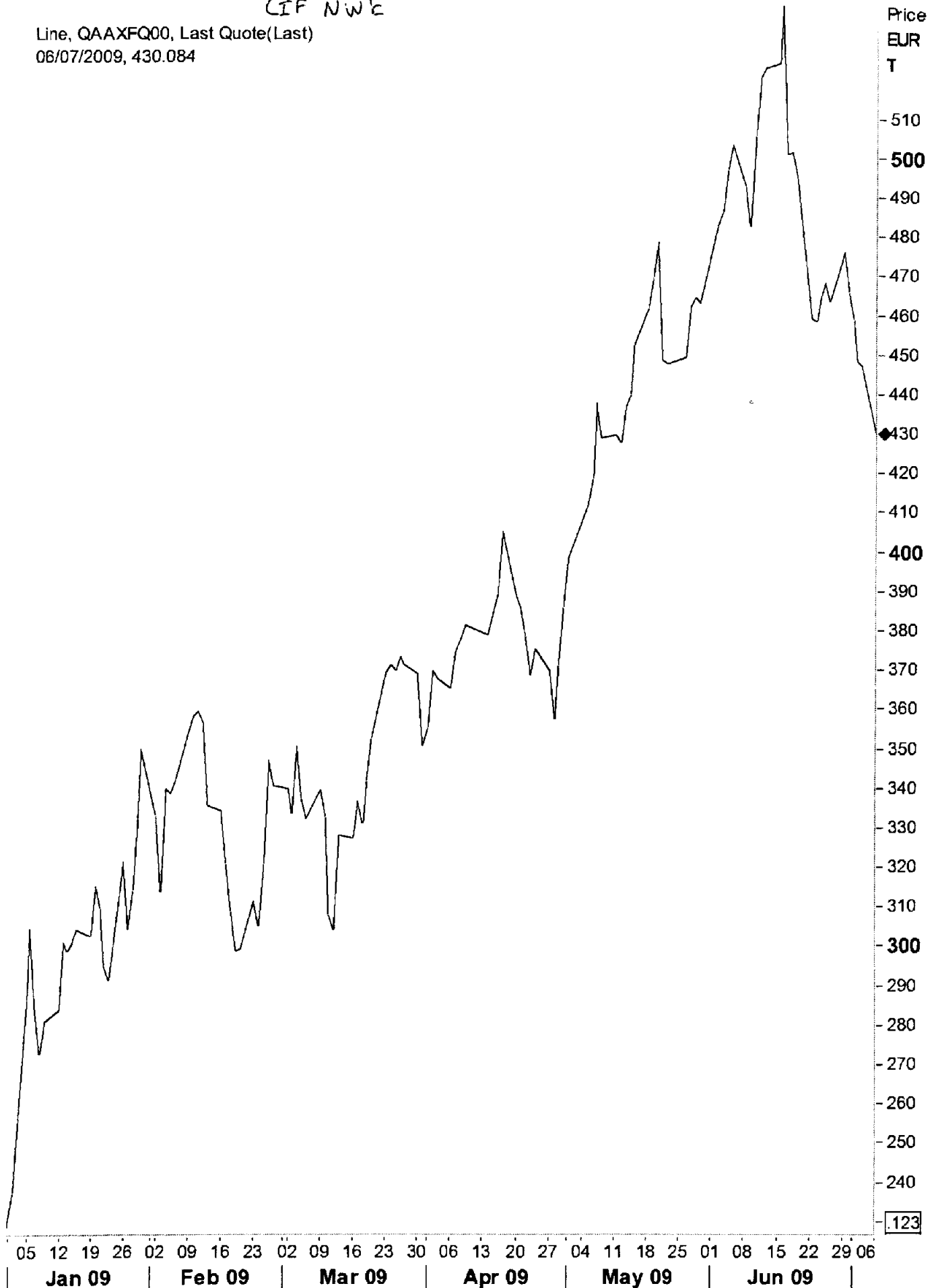


.123

Daily QAAXFQ00 - GASOLINA 10PPM CIF NWE

01/01/2009 - 06/07/2009 (GMT)

Line, QAAXFQ00, Last Quote(Last)
06/07/2009, 430.084

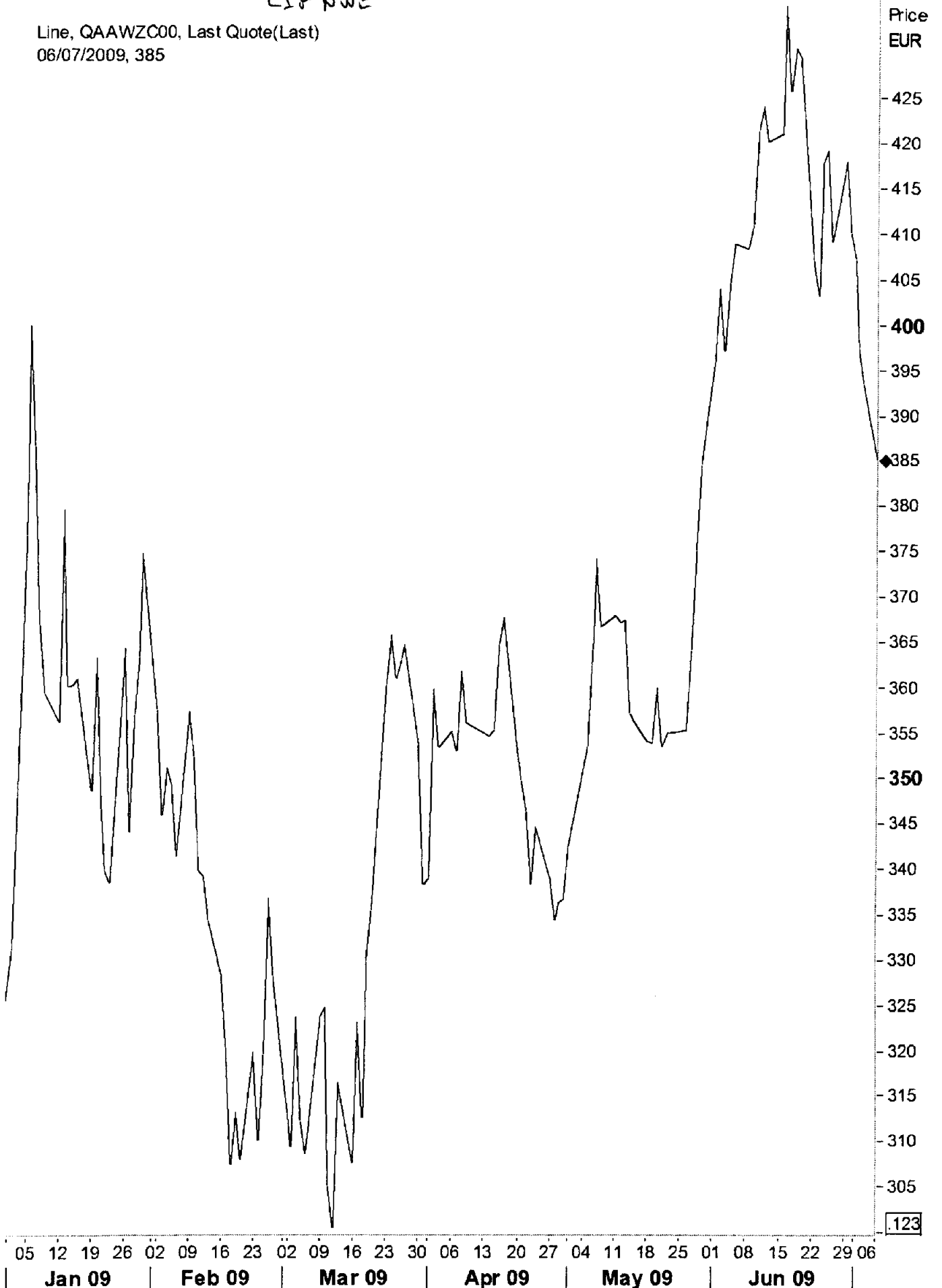


123

Daily QAAWZC00 - DIESEL 10 PPH
CIP NWE

01/01/2009 - 06/07/2009 (GMT)

Line, QAAWZC00, Last Quote(Last)
06/07/2009, 385



123